

# Alumina Limited

## 2023 Full-Year Results

27 February 2024

# Mike Ferraro

Managing Director and Chief Executive Officer

ALUMINA  
LIMITED



# Disclaimer



## **Summary Information**

This Presentation contains summary information about the current activities of Alumina Limited (ACN 004 820 419) (**Alumina**) and its subsidiaries as at the date of this Presentation. The information in this Presentation should not be considered to be comprehensive nor to comprise all the information that a reader may require in order to make an investment decision regarding Alumina securities. This Presentation should be read in conjunction with Alumina's other periodic and continuous disclosure announcements lodged with the ASX, which are available at [www.asx.com.au](http://www.asx.com.au).

## **No Offer, Recommendation or Advice**

This Presentation is for information purposes only and is not a prospectus, product disclosure statement or other disclosure or offering document under Australian or any other law. It does not constitute an offer, invitation or recommendation to acquire Alumina securities in any jurisdiction and neither this Presentation nor anything contained in it will form the basis of any contract or commitment. The information contained in this Presentation is not financial product advice, or any other advice, and has been prepared without taking into account any reader's investment objectives, financial circumstances or particular needs.

## **Forward-Looking Statements**

Neither Alumina nor any other person warrants or guarantees the future performance of Alumina or any return on any investment made in Alumina securities. This Presentation may contain certain forward-looking statements, including forward-looking statements within the meaning of the US Private Securities Litigation Reform Act of 1995. The words "anticipate", "aim", "believe", "expect", "project", "estimate", "forecast", "intend", "likely", "should", "could", "will", "may", "target", "plan" and other similar expressions (including indications of "objectives") are intended to identify forward-looking statements. Indications of, and guidance on, future financial position and performance and distributions, and statements regarding Alumina's future developments and the market outlook, are also forward-looking statements.

Any forward-looking statements contained in this document are not guarantees of future performance. Such forward-looking statements involve known and unknown risks, uncertainties and other factors, many of which are beyond the control of Alumina and its directors, officers, employees and agents that may cause actual results to differ materially from those expressed or implied in such statements. Those risks, uncertainties and other factors include (without limitation): (a) material adverse changes in global economic conditions, alumina or aluminium industry conditions or the markets served by AWAC; (b) changes in production or development costs, production levels or sales agreements; (c) changes in laws, regulations, policies or regulatory decision making; (d) changes in alumina or aluminium prices or currency exchange rates; (e) Alumina Limited does not hold a majority interest in AWAC and decisions made by majority vote may not be in the best interests of Alumina Limited; and (f) the other risk factors summarised in Alumina's Annual Report 2022. Readers should not place undue reliance on forward-looking statements. Except as required by law, Alumina disclaims any responsibility to update or revise any forward-looking statements to reflect any new information or any change in the events, conditions or circumstances on which a statement is based or to which it relates. Past performance is no guarantee or indication of future performance.

## **Reliance on third party information**

The views expressed in this presentation contain information that has been derived from third party sources that have not been independently verified. No representation or warranty is made as to the accuracy, completeness or reliability of the information. The presentation should not be relied upon as a recommendation or forecast by Alumina.

## **Basis of preparation and non-IFRS information**

Consolidated Financial statements of Alumina Limited prepared in accordance with Australian Accounting Standards ("AAS") also comply with International Financial Reporting Standards (IFRS) as issued by the International Accounting Standards Board. Certain non-IFRS financial information is also presented. When non-IFRS measures are used, definition of the measure, calculation method and/or reconciliation to IFRS financial information is provided as appropriate in the Alumina results for the full year ended 31 December 2023. AWAC financial information presented has been extracted from unaudited combined financial statements prepared in conformity with accounting principles generally accepted in the United States of America ("US GAAP"). All financials are USD unless otherwise shown.

## **No Liability**

The information contained in this Presentation has been prepared in good faith and with due care but no representation or warranty, express or implied, is provided as to the currency, accuracy, reliability or completeness of that information.

To the maximum extent permitted by law, Alumina and its directors, officers, employees and agents, and any other person involved in the preparation of this Presentation, exclude and disclaim all liability for any expenses, losses or costs incurred by any person arising out of or in connection with the information contained in this Presentation being inaccurate or incomplete in any way for any reason, whether by negligence or otherwise.

This release has been approved and authorised for release by Mike Ferraro, Chief Executive Officer

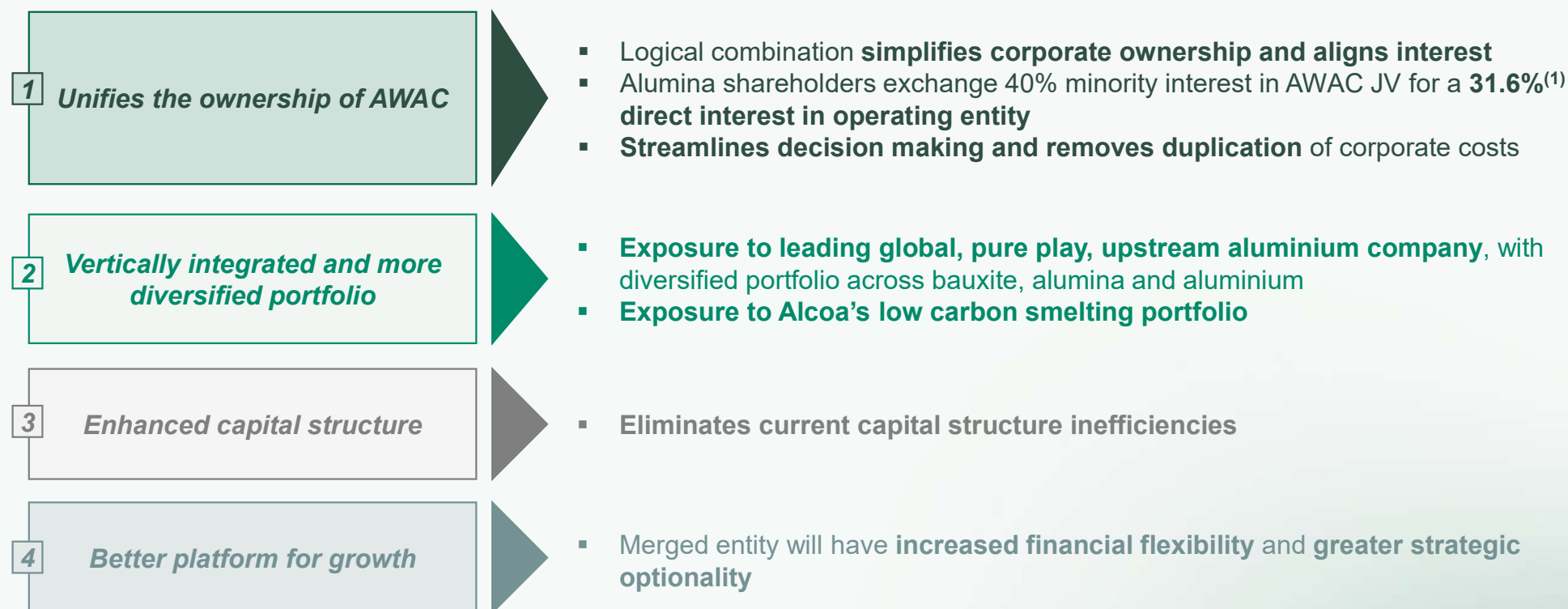
## Proposed Transaction with Alcoa\*



- Non-binding, indicative and conditional proposal from Alcoa Corporation to acquire Alumina for scrip consideration of 0.02854 shares of Alcoa common stock for each Alumina share
  - Implies a 13.1% premium to the share price of Alumina on 23 February 2024 and a 19.5% premium based on the average exchange ratio over the last 12 months
  - Alcoa to establish secondary listing in Australia, via CHESS Depositary Interests
- The proposal follows earlier indicative proposals from Alcoa and a period of mutual due diligence and negotiation
- Alumina has granted Alcoa 20 business days of exclusivity for the parties to negotiate and execute definitive transaction documentation
- Subject to entry into definitive transaction documentation, Alumina's Independent Non-executive Directors and its Managing Director and CEO intend to recommend that shareholders vote in favour of the proposal, subject to customary qualifications
- Alumina and Alcoa shareholder approval will be required, along with the satisfaction of other typical conditions and regulatory approvals
- Alcoa has entered into a conditional share sale agreement with Allan Gray Australia giving it the right to acquire up to 19.9% of Alumina shares
- Alumina shareholders do not need to take any action in relation to the proposal. There is no certainty that the proposal will result in a binding offer for Alumina.

\* Refer to Alumina Limited Announcement on 26<sup>th</sup> February 2024


## Proposed Transaction with Alcoa



(1) Based on the current undiluted shares on issue of 2,901,681,417 for Alumina and 179,550,294 for Alcoa.  
On a fully diluted share basis, Alumina shareholders would own 31.25% of the merged entity



## 2023 Full-Year Results



### Disappointing Financial Performance

- Net Loss after tax \$92 m excluding significant items (2022: NPAT \$109m)
- No dividends announced

### Pro-active Business Response

- WA mine plan approvals
- Kwinana curtailment to commence in 2Q 2024
- Actions taken at San Ciprian
- Focus on profitability improvement


## API Averaged \$343/t in 2023, Down 5% Y-o-Y



**Galina Kraeva**

Chief Financial Officer

**ALUMINA**  
LIMITED





# **AWAC**

## 2023 Full-Year results



## 2023 AWAC Full-Year Results

### Financials

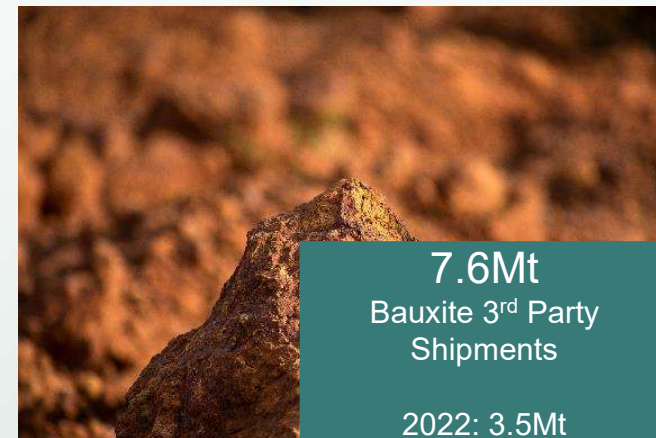


### Alumina

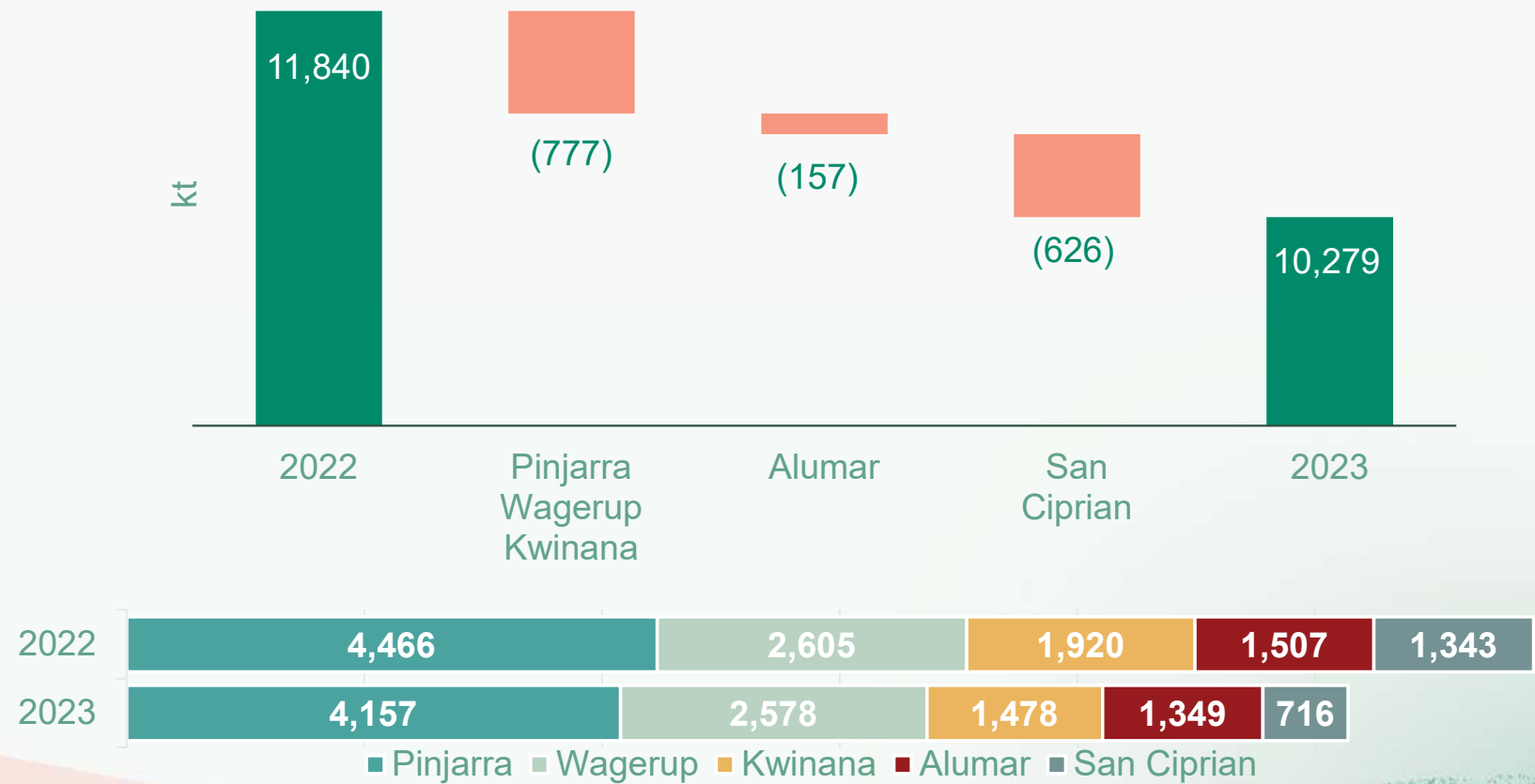


**ALUMINA**  
LIMITED

### Aluminium and Bauxite

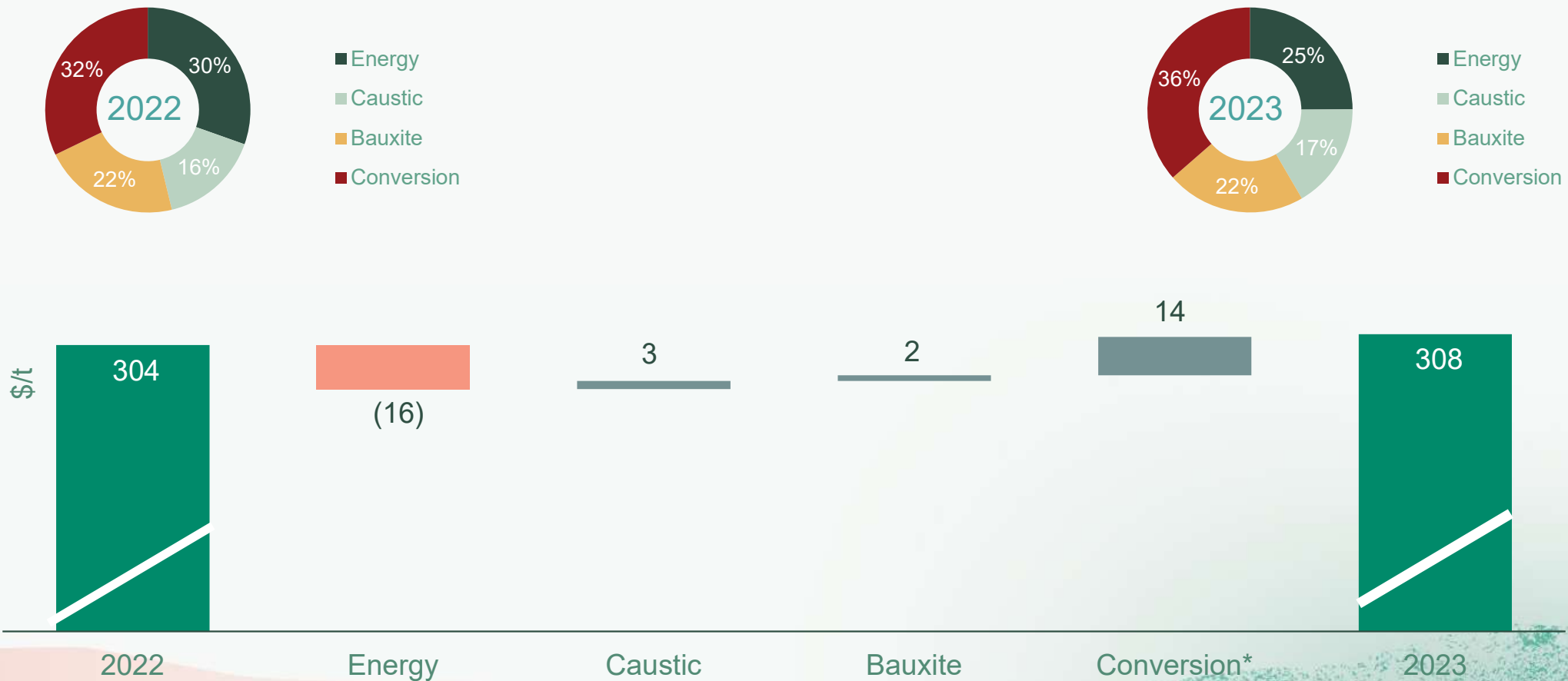


# AWAC Alumina Production





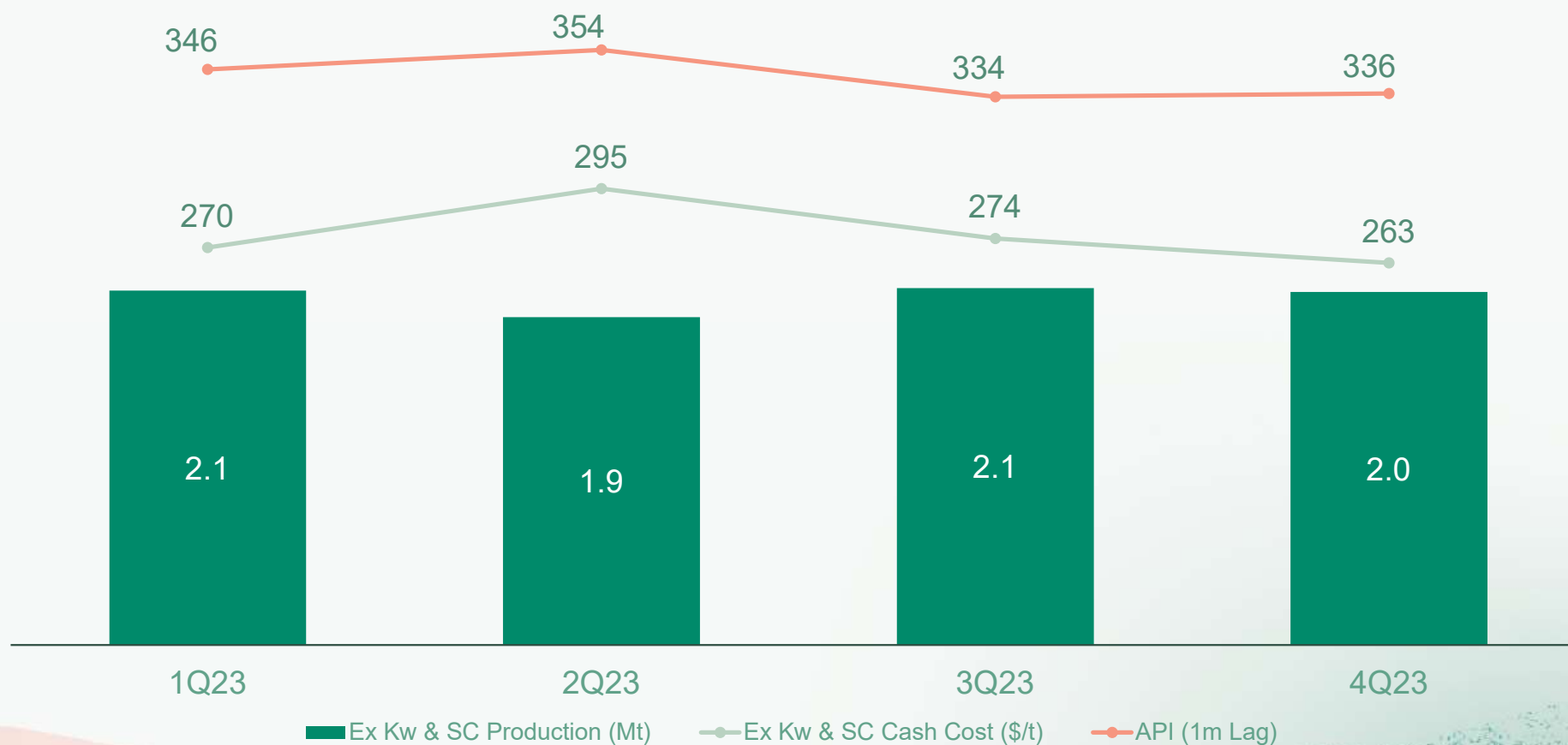
2023 AWAC Alumina Cash Cost



\*Conversion includes employee costs, indirect costs, insurance & taxes and direct materials other than caustic and bx

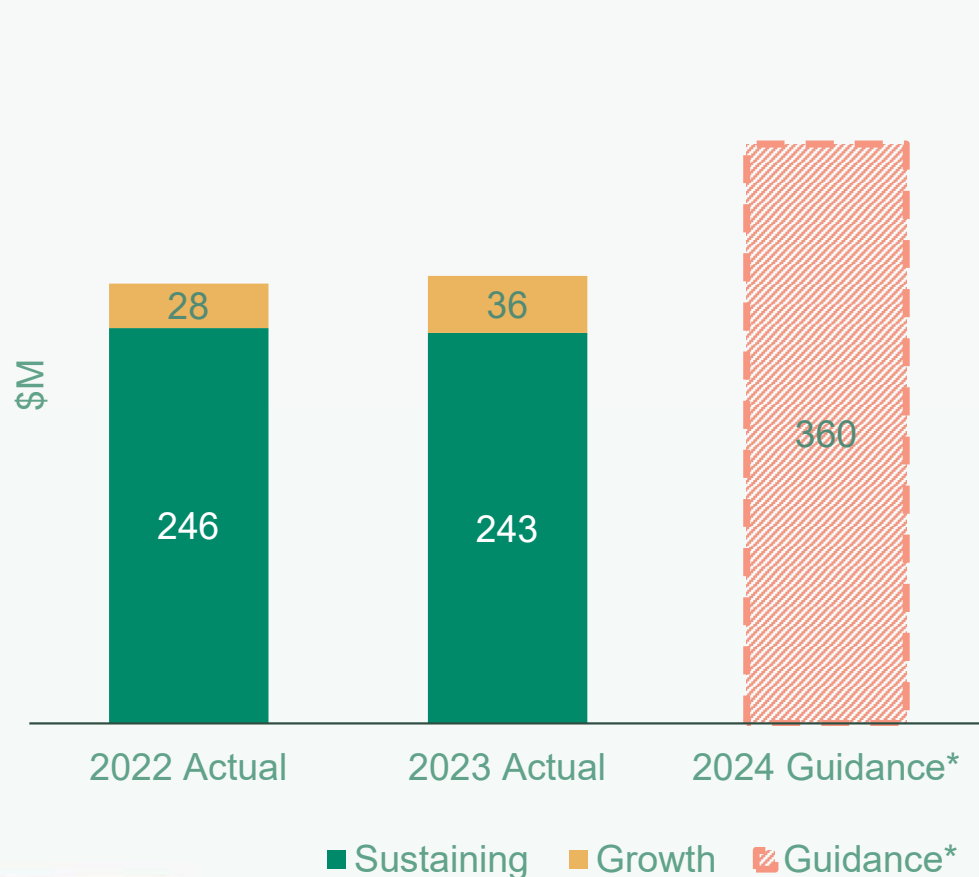


## Impact of Portfolio Actions



Source: API - S&P Global Commodity Insights, Alumina analysis, February 2024

## AWAC Capital Expenditure and Significant Projects



\*As per Alcoa market guidance at 4Q2023 announcement

### CAPEX 2023

- Tailings and residue storage areas
- Debottlenecking at Alumar

### CAPEX 2024 Forecast

- Tailings and residue storage areas
- Huntly mine move preliminary stage
- Debottlenecking at Alumar
- Cost saving initiatives in Brazil
- Kwinana water treatment

## 2024 Full-Year AWAC Outlook



Production/Shipments	2023 Actual	2024 Outlook	Change
Alumina Production (Mt)	10.3	~9.4	↓ 0.9
Alumina Shipments (Mt)	12.4	~12.4 - 12.7	↑ 0 - 0.3
Aluminium Production (kt)	156	~161	↑ 5
Bauxite 3 <sup>rd</sup> Party Shipments– Bone Dry Tonnes (M bdt)	7.6	7.0	↓ 0.6

Cash Items(\$M)	2023 Actual	2024 Outlook	Change
Kwinana Curtailment Costs	-	~130	↑ 130
Environmental, ARO & Other Restructuring Related Items	126	~160	↑ 34
Tax Payments Related to Prior Year	110	-	↓ 110


# Alumina Limited 2023 Full-Year Results





# Alumina Limited

## 2023 Full-Year Results



- NLAT  
\$(150M)  
NPAT 2022: \$104M
- NLAT excl significant items  
\$(92M)  
NPAT excl significant 2022: \$109M
- Syndicated credit facility limit: \$500m
- Net debt  
\$(294M)  
2022: \$(106M)

# ESG Highlights



## AWAC's 2023 ESG Highlights



Environment		Social	
<b>Impoundments</b> Commitment to conform with industry standards, i.e. GISTM	<b>GHG emissions</b> Reduced 2022 absolute greenhouse gas emissions by 47% from a 2010 baseline	<b>Safety</b> No fatalities and one serious injury at AWAC operating facilities	<b>SP360</b> Implemented Alcoa's Social Management System
<b>IAI GHG Initiative</b> Alumina Limited is a signatory to IAI's GHG Initiative		Governance	
		<b>Strategic Materials List</b> The Australian Government classified aluminium as a Strategic Material	<b>ASI certification</b> Achieved ASI Performance Standard for Portland smelter and CBG mine

GISTM - Global Industry Standard on Tailings Management; Alcoa's social performance management system, called SP360; IAI - International Aluminium Institute; ASI - Aluminium Stewardship Initiative  
 CBG mine is not operated by AWAC



## Western Australia Future Mining Commitments



Enhancing protection for **drinking water**, including no mining within 1km of public drinking water reservoirs



Increasing **transparency** by publishing the five-year mine plan



Reducing impacts on **forests**, including capping clearing at 800 ha p.a. and increasing current **rehabilitation** rates



Increasing **community** certainty, modernising **approvals** and protecting **cultural heritage**

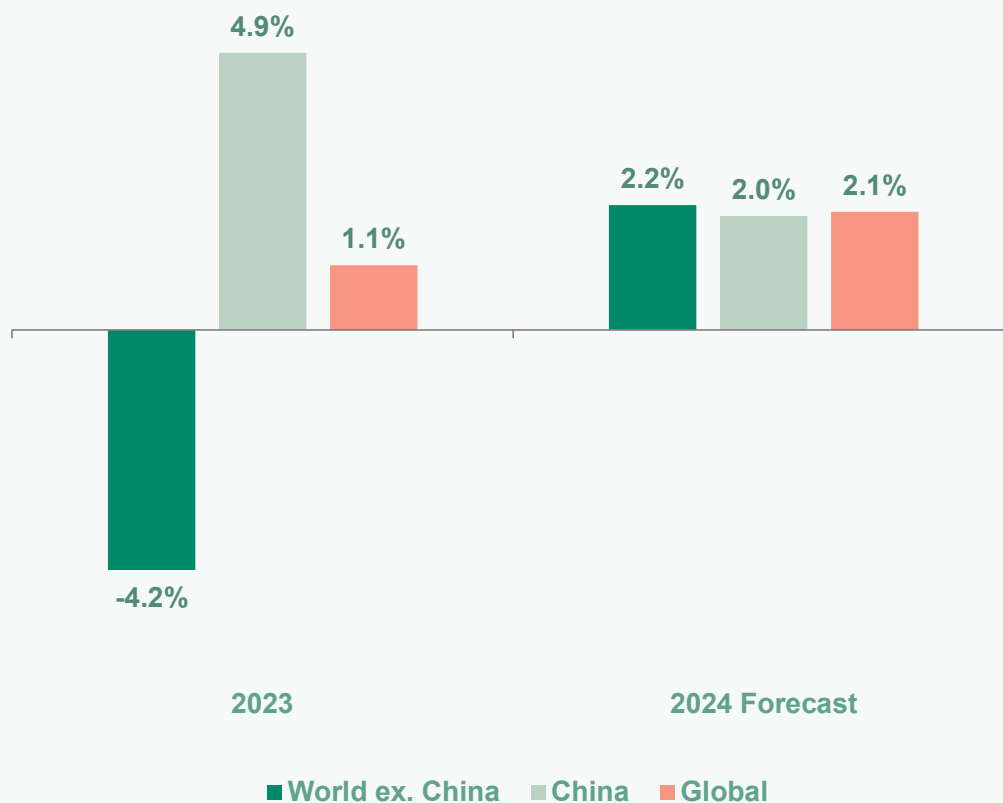


# Market Review and Outlook

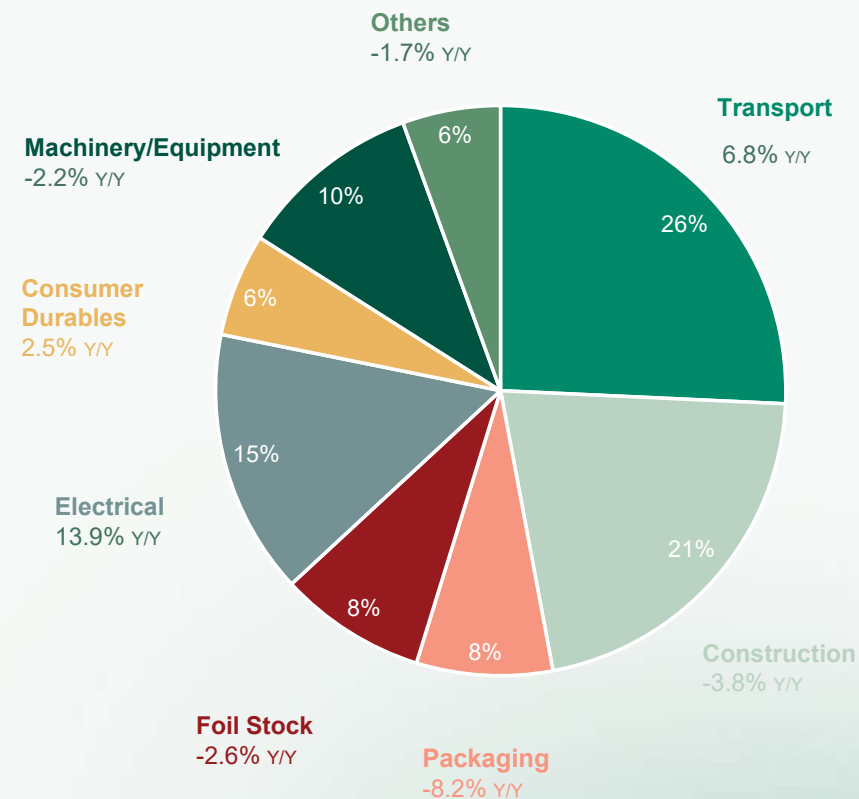


## Global Aluminium Demand Flat in 2023

Primary aluminium consumption, y/y change



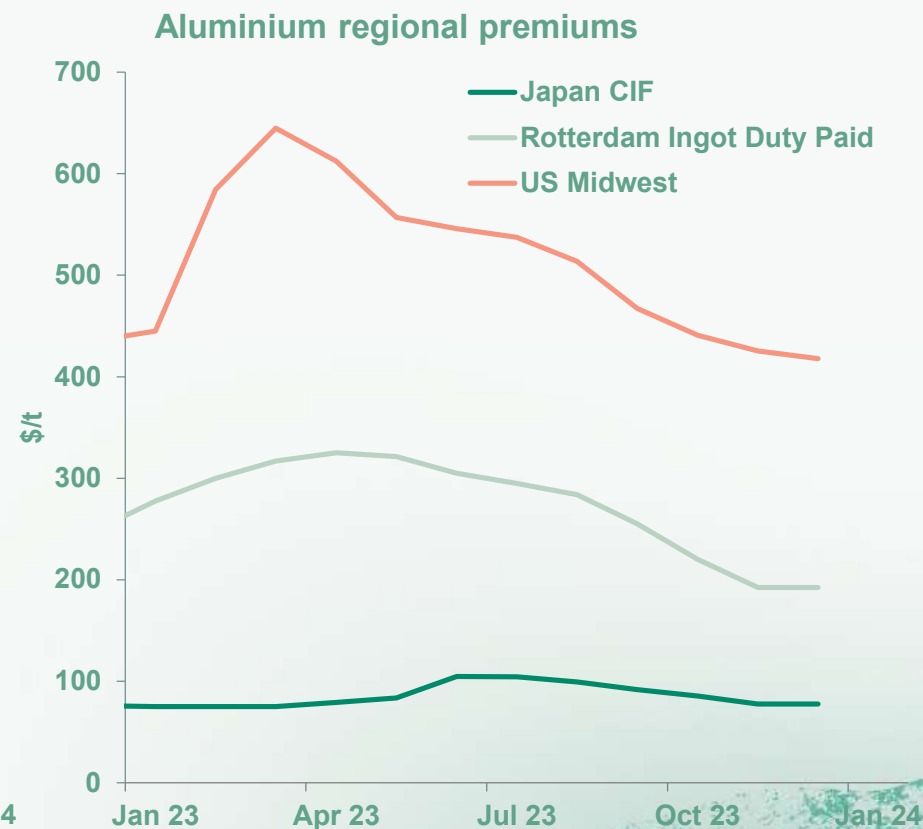
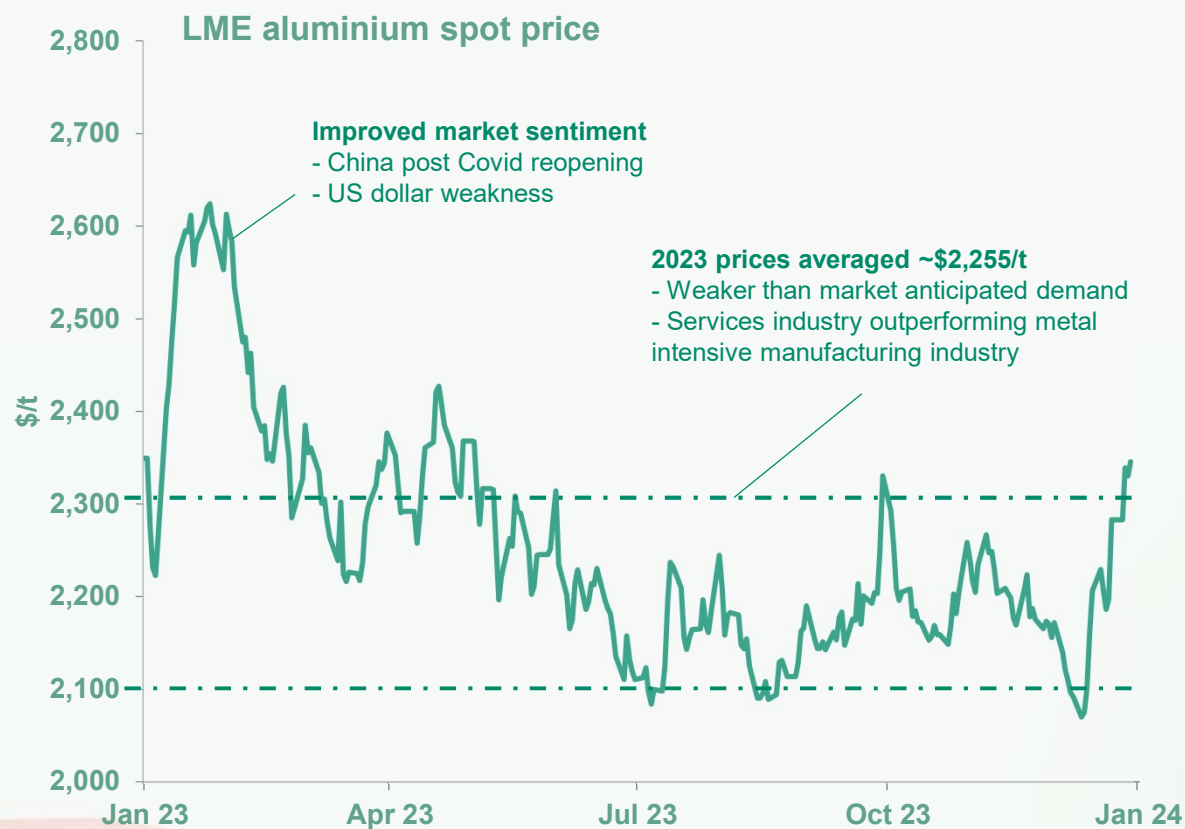
2023 global aluminium consumption\* by sector



\*Aluminium consumption refers to the consumption of semi finished products.

Source: CRU, February 2024

## LME Prices Rallied Early in 2023 before Retracing and Trading Sideways



Note: US Midwest premium has been converted from ¢/lb to \$/t

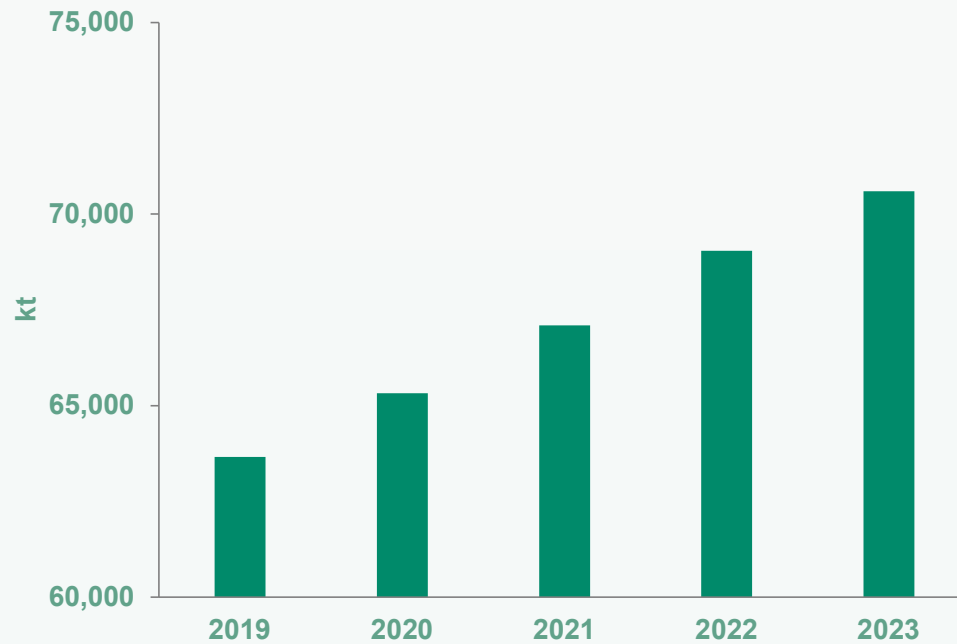
Source: IRESS, CRU, February 2024

## Strong Demand for Alumina as Primary Aluminium Production Grew

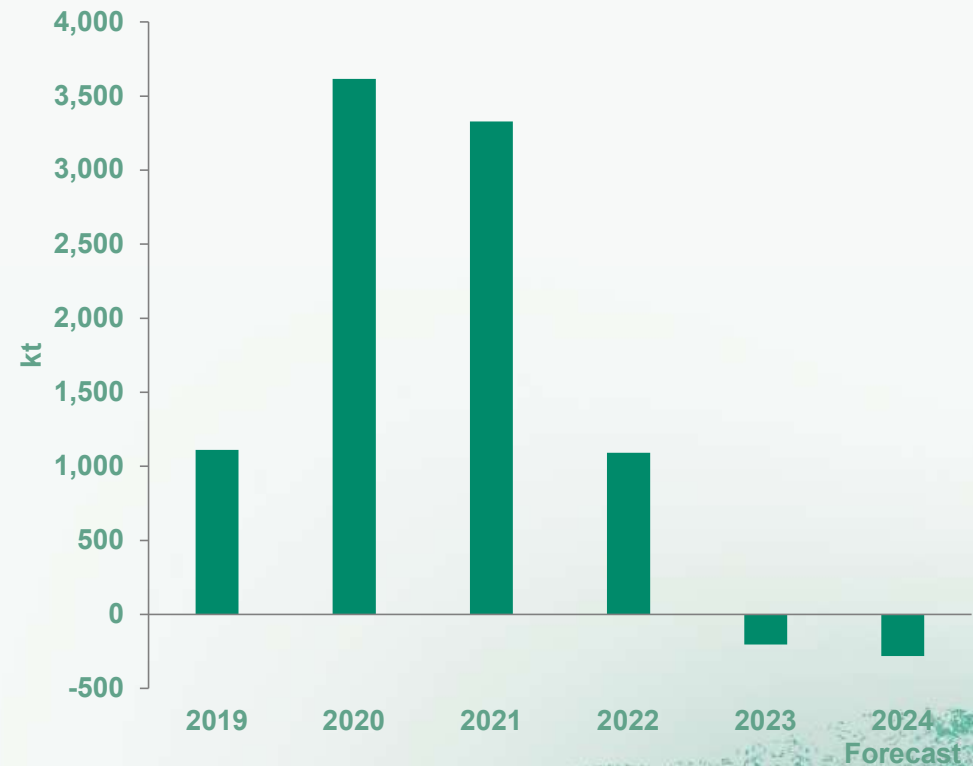
Global SGA Market was Tightly Balanced in 2023



Global primary aluminium production



RoW SGA balance

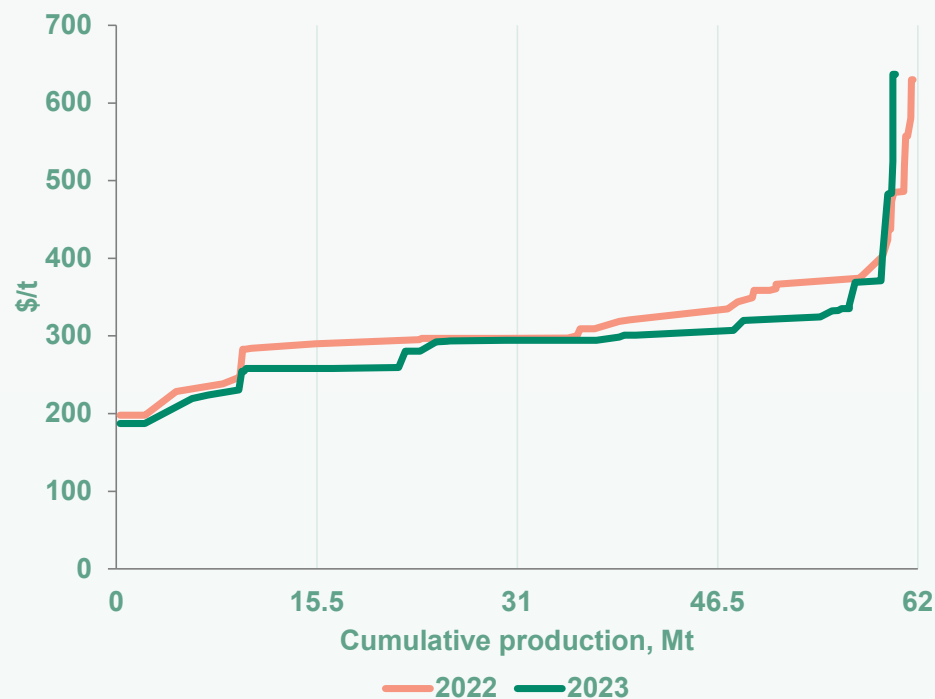




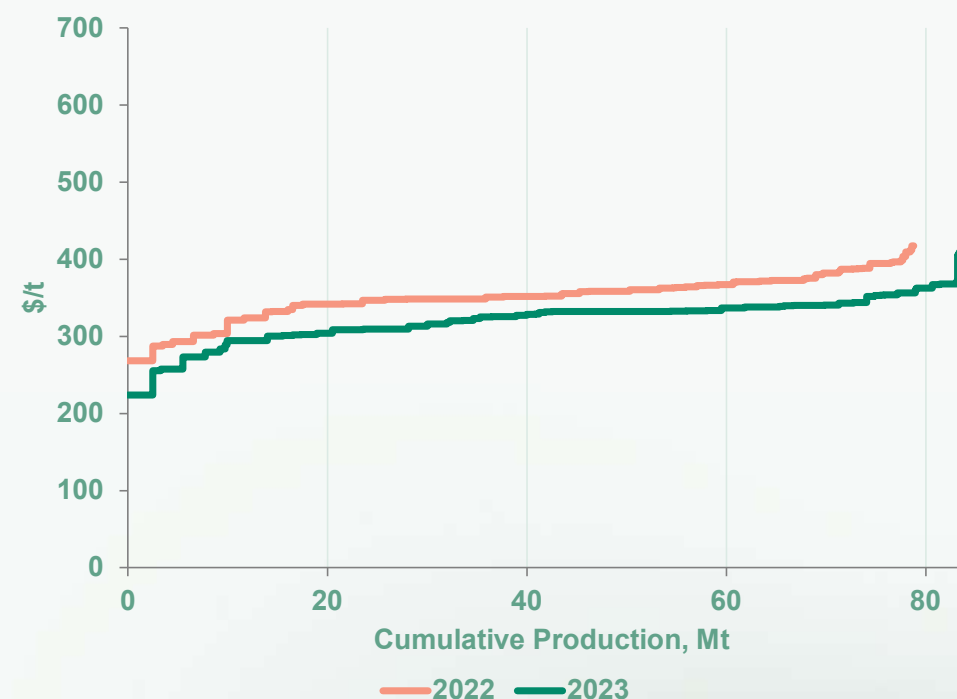
## Average Alumina Production Costs for RoW & China both Fell by 8% Y-o-Y



ROW cost curve



China cost curve



RoW	Average costs, \$/t
2022	314
2023	288

China	Average costs, \$/t
2022	350
2023	320

Source: CRU – site cost

Source: CM Group – Cash Cost

## AWAC Summary and Market Outlook



### AWAC Highlights

- WA mine plan approvals
- Curtailment at Kwinana
- Actions taken at San Ciprian
- Focus on profitability improvement



### Market Outlook

- Tight alumina market
- Limited near term growth in committed alumina capacity outside China
- Sensitive to further supply disruptions
- Moderate recovery in aluminium demand in 2024



# Appendix



## AWAC Sensitivities



Item		2024 Sensitivities	
EBITDA Sensitivities	API +/- \$10/t	Approx. +/- \$90M	
	Caustic +/- \$10/dmt	Approx. +/- \$8-9M	
	AUD/USD +/- 1c <sup>1</sup>	Approx. +/- \$25M	
	USD/BRL +/- 10¢	Approx. +/- \$5-6M	

<sup>1</sup>Upon full curtailment of the Kwinana refinery, sensitivities will be adjusted for AUD



## Bauxite Production

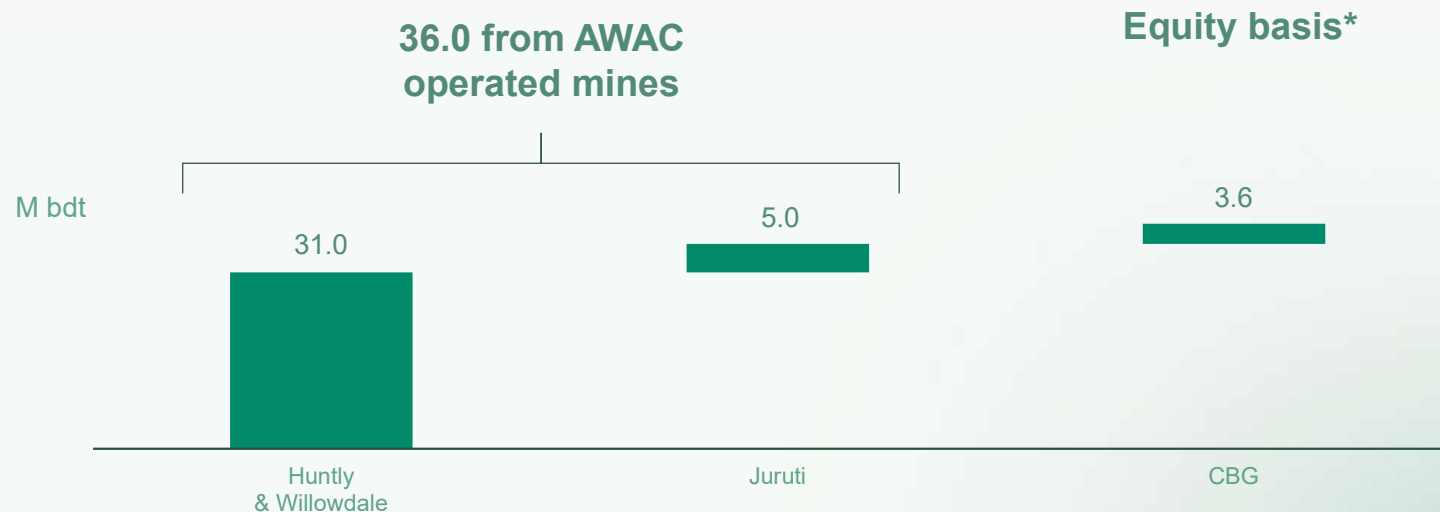


### Third Party Shipments

**2023: 7.6M bdt**  
2022: 3.5M bdt

### Cash Cost of Mining

**2023: \$12.9/bdt**  
(2022: \$12.9/bdt)



\*The sale of AWAC share of MRN was completed in April 2022

## AWAC Significant Items (\$US million)



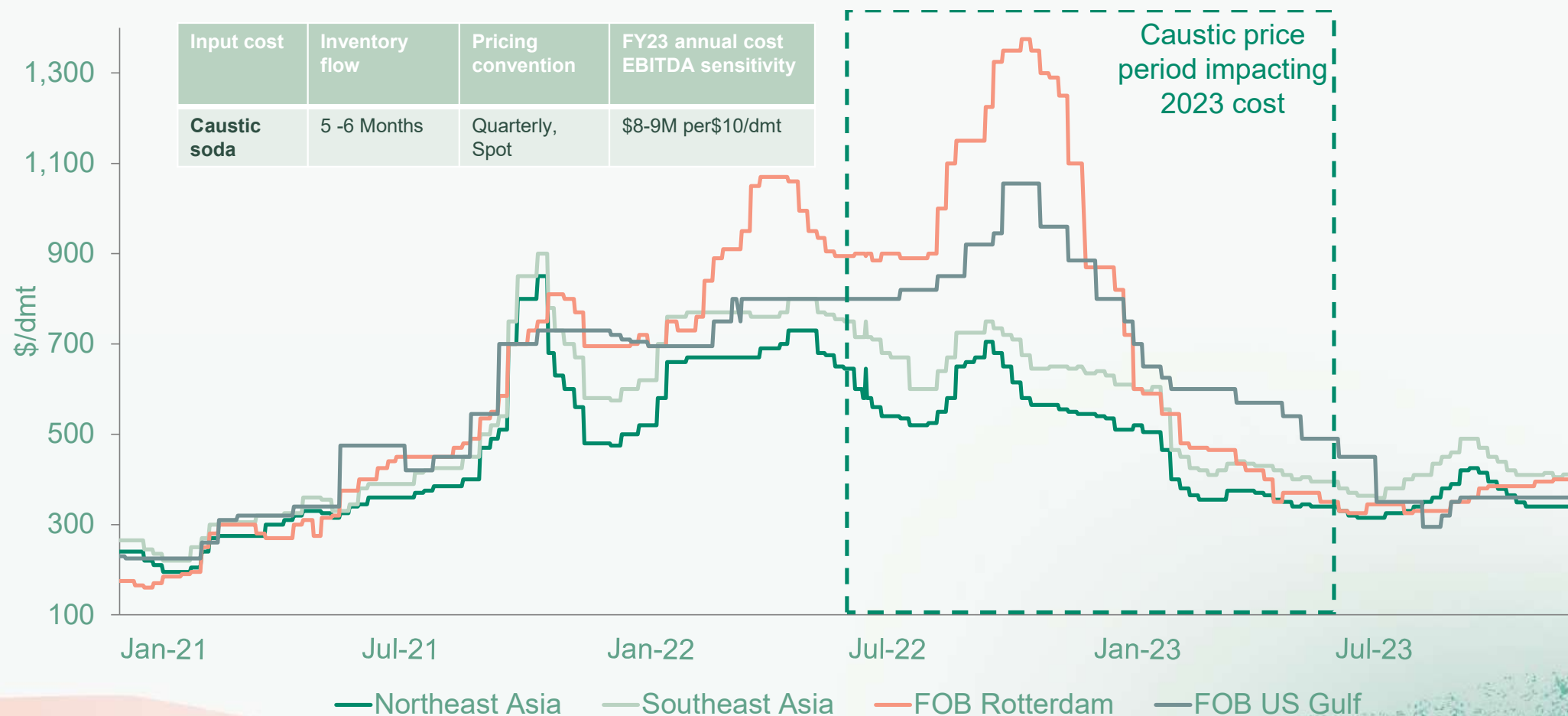
Net (Loss) Profit after Tax	\$(317.8)	<u>Significant Items:</u>	EBITDA	\$164.5
	\$13.0	Change in fair value of energy Contracts		\$13.0
	\$104.0	Valuation allowance on Brazil DTA		-
	\$28.5	Other		\$32.0
Net (Loss) Profit after Tax Excluding Significant Items	\$(172.3)		EBITDA Excluding Significant Items	\$209.5

## Alumina Limited Significant Items (\$US million)



Net Profit after Tax	\$(150.1)
Significant Items:	
Change in fair value of energy Contracts	\$5.2
Valuation allowance on Brazil deferred tax asset	\$41.6
Other	\$11.4
Net Profit after Tax Excluding Significant Items	\$(91.9)

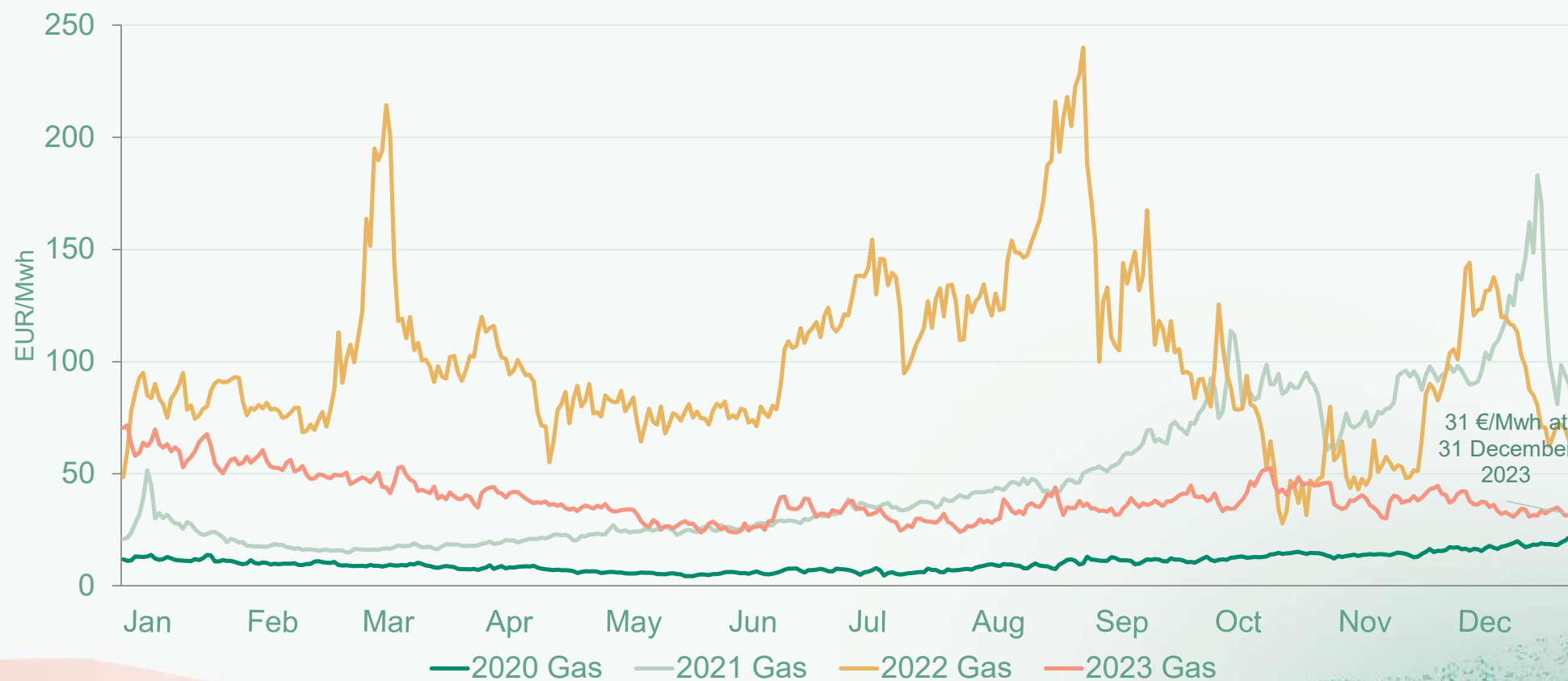
## Caustic Soda Prices





# European Gas Prices

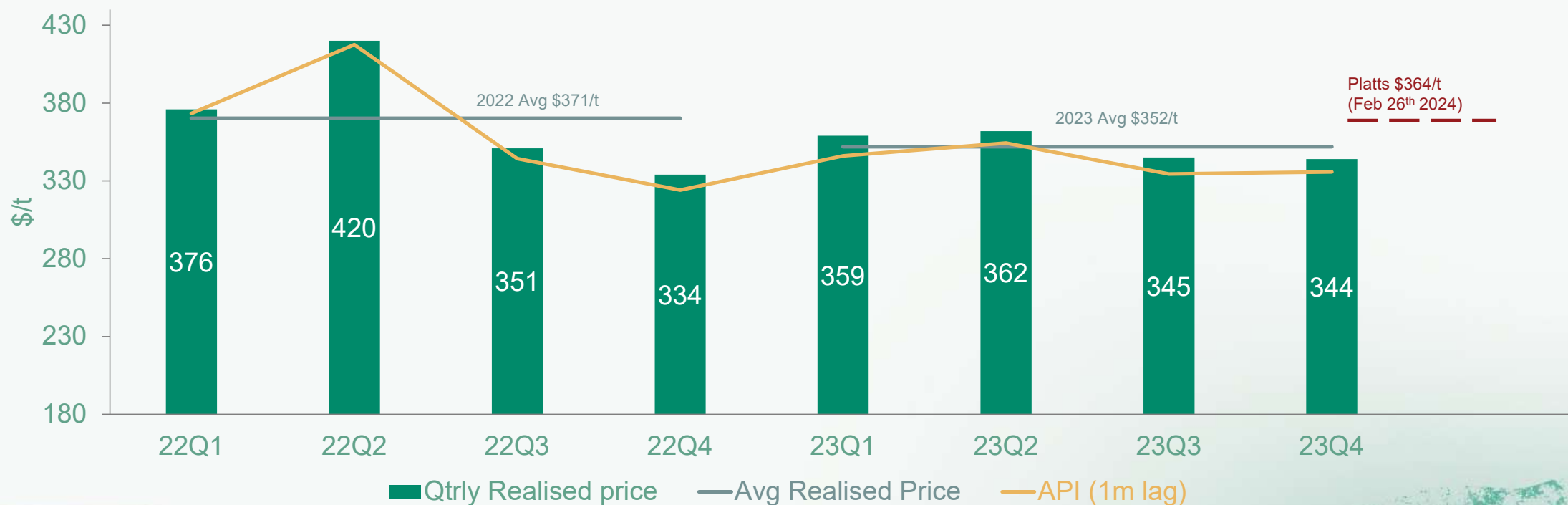
## MIBGAS



## AWAC Alumina Realised Price



Realised Price and API (1m lag)

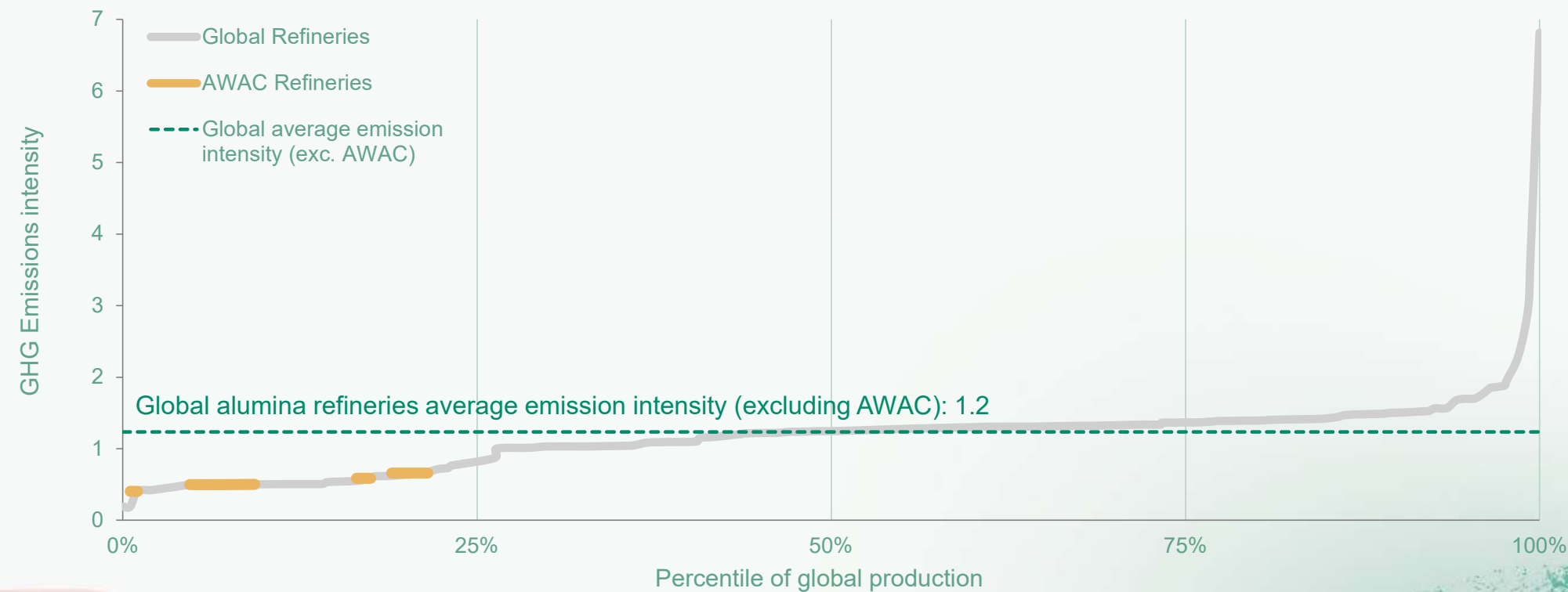


Source: API - S&P Global Commodity Insights, Alumina analysis, February 2024

# Global Alumina Refineries Emissions Intensity Curve<sup>1</sup>



AWAC's Alumina Refineries: 0.510<sup>2</sup>



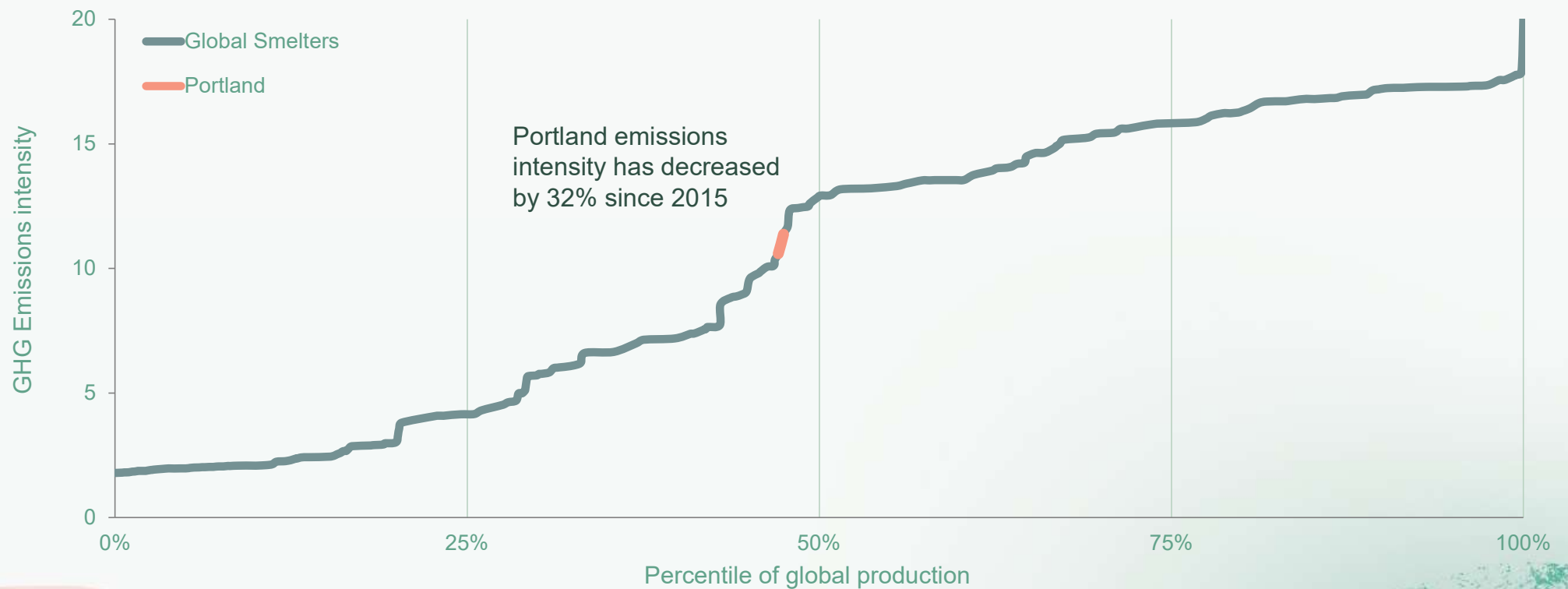
1. Tonne of CO<sub>2</sub>e per tonne of production

2. AWAC alumina refineries emission intensity in 2022 including Kwinana. Excluding Kwinana, emissions intensity would be 0.486

Source: CRU, January 2024

## Global Aluminium Smelters Emissions Intensity Curve<sup>1</sup>

Portland Smelter: 12.91<sup>2</sup>



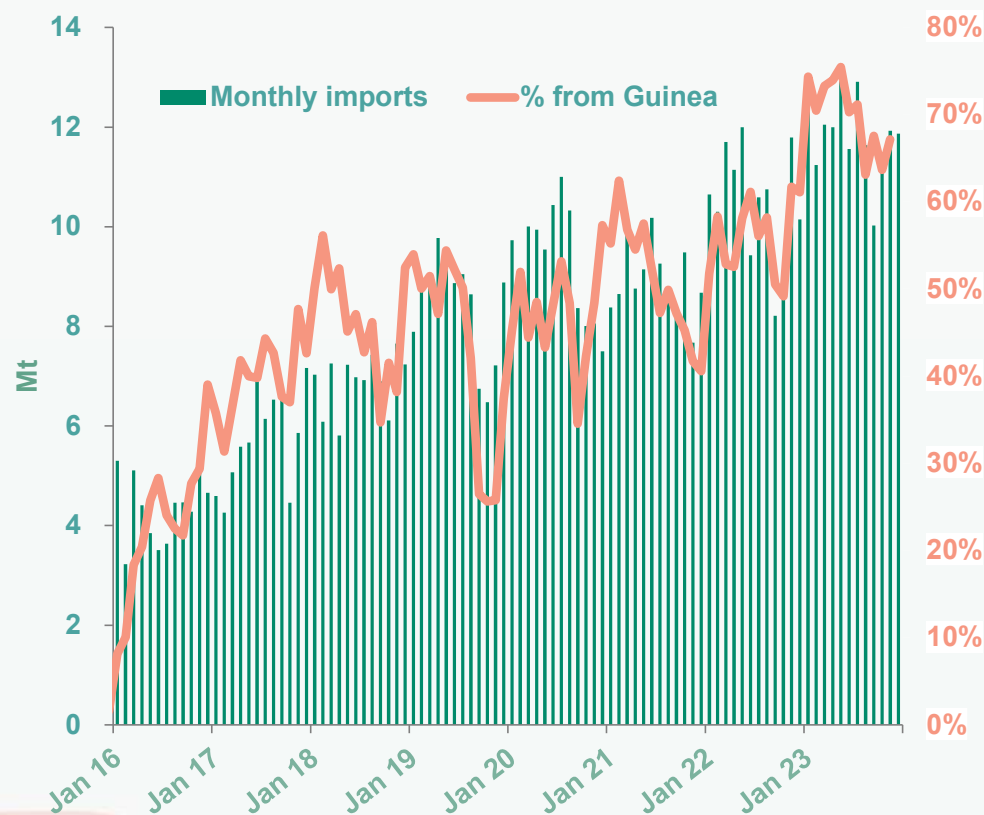
1. Tonne of CO2e per tonne of production
2. Portland smelter emission intensity in 2022

Source: AWAC; CRU, January 2024

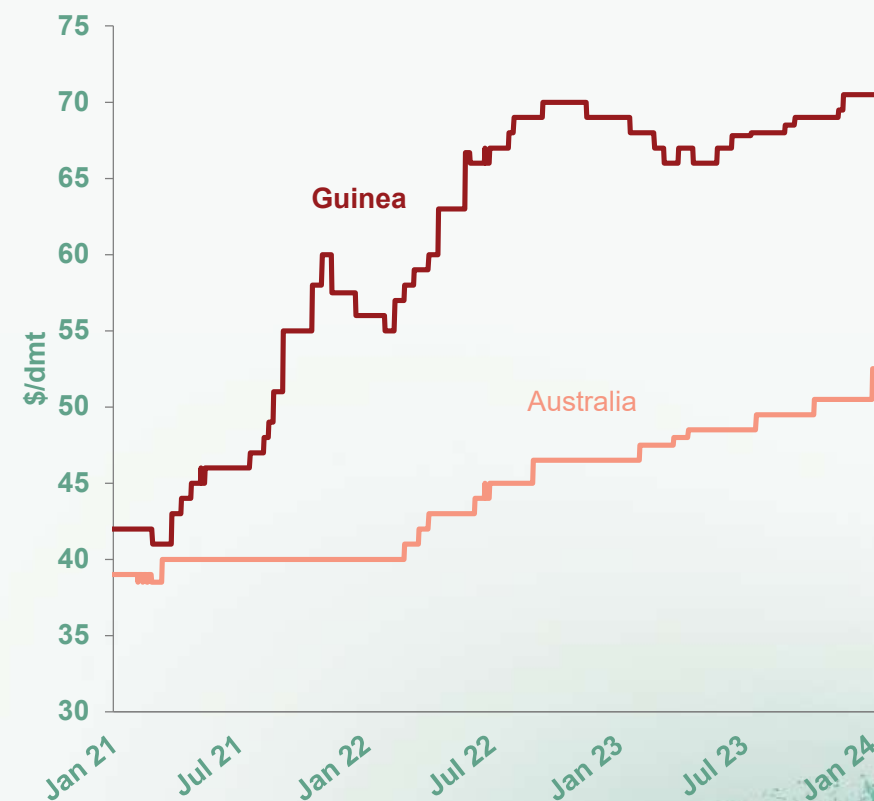


# China's Dependence on Guinea Supports Bauxite Prices

## China bauxite imports



## Bauxite prices (CIF China)



## Limited Alumina Capacity Expansions outside China in the Near Term



COMMITTED PRIMARY ALUMINIUM CAPACITY EXPANSIONS				
COUNTRY	PRODUCER	CAPACITY (ktpy)	PROJECT TYPE	First Metal
Indonesia	Huaqing Aluminum	500	Greenfield	2023-2024
India	Vedanta (Balco)	430	Brownfield	2024-2025
Indonesia	Adaro Energy	500	Greenfield	2025-2026
Indonesia	Nanshan	500	Greenfield	2025-2026
Colombia	Galtco	540	Greenfield	2025-2026
Canada	Rio Tinto	160	Brownfield	2026-2027

COMMITTED ALUMINA CAPACITY EXPANSIONS				
COUNTRY	PRODUCER	CAPACITY (ktpy)	PROJECT TYPE	EXPECTED START YEAR
India	Vedanta	3,000	Brownfield	2024
Indonesia	Antam	1,000	Greenfield	2026

Source: Harbor - aluminium data, CRU - alumina data, February 2024

# Alumina Limited

Lvl 36, 2 Southbank Boulevard  
Southbank VIC 3006 Australia

27 February 2024

**For investor enquiries:**

Craig Evans

General Manager – Strategy & Investor  
Relations

Phone: +61 3 8699 2603

[craig.evans@aluminalimited.com](mailto:craig.evans@aluminalimited.com)

