

ASX Announcement

18 January 2024

Alcoa Corp Fourth Quarter 2023 Earnings Release

Alumina Limited (ASX: AWC) notes Alcoa Corp's ("Alcoa") quarterly earnings release. Information on the AWAC joint venture and Alumina Limited is attached.

AWAC benefited from lower production costs in the fourth quarter of 2023, due mainly to the impact of lower caustic prices, with system cash cost reducing from \$303/t in 3Q23 to \$291/t in 4Q23. This continued the improvement in quarterly cash cost of production which peaked at \$329/t in 2Q23.

On 9 January 2024, Alcoa announced plans to fully curtail production at the Kwinana alumina refinery in WA, commencing in the second quarter of 2024. This followed the December 2023 announcement regarding Alcoa's intention to take action at the San Ciprian refinery to further reduce losses and work towards a long-term solution. Excluding the higher cost San Ciprian and Kwinana refineries, the AWAC system cash cost of production was \$263/t in 4Q23, down from \$274/t in 3Q23.

The metallurgical alumina market remains in tight supply, compounded by recent production cuts in China, and is expected to remain tight following the full curtailment of the Kwinana refinery in 2Q24. In response, the API has rallied by more than \$40/t since mid-December 2023 to \$370/t on 17 January 2024.

Alumina Limited retains significant debt capacity within its total debt facility limit of \$500m. Net debt at 31 December 2023 was \$294.3m.

Alumina Limited's CEO, Mike Ferraro, said "We are pleased to see the ongoing reduction in AWAC's cash costs of production in 4Q23. In addition, the recently announced actions at the Kwinana and San Ciprian refineries, reinforced today by Alcoa in its 4Q2023 Results Announcement, illustrates AWAC's intention to improve the portfolio. As a result, AWAC is well placed to benefit from the prevailing tight alumina market and positive long-term outlook for aluminium."

This ASX announcement was approved and authorised for release by Mike Ferraro, Chief Executive Officer.

KATHERINE KLOEDEN
COMPANY SECRETARY

For investor enquiries:

Craig Evans
General Manager – Strategy & Investor Relations
Phone: +61 3 8699 2603 / +61 413 013 533
craig.evans@aluminalimited.com

For media enquiries:

Tim Duncan
Hinton and Associates
Phone: +61 3 9600 1979
Mobile: +61 408 441 122

About AWAC & Alcoa's Earnings Release

Alumina Limited owns 40% of each of the AWAC entities, which form a part of the Alcoa bauxite & alumina business segments. The Alcoa aluminium business segment includes the AWAC Portland smelting operations. Any closed operations are included in Transformation & legacy pension/OPEB. Therefore, the AWAC results cannot be directly inferred from the Alcoa earnings release. Further, unlike Alumina Limited, Alcoa reports under US GAAP. All figures displayed are in US dollars unless otherwise shown.

Forward-looking statements

Neither Alumina Limited nor any other person warrants or guarantees the future performance of Alumina Limited or any return on any investment made in Alumina Limited securities. This document may contain certain forward-looking statements, including forward-looking statements within the meaning of the US Private Securities Litigation Reform Act of 1995. The words "anticipate", "aim", "believe", "expect", "project", "estimate", "forecast", "intend", "likely", "should", "could", "will", "may", "target", "plan" and other similar expressions (including indications of "objectives") are intended to identify forward-looking statements. Indications of, and guidance on, future financial position and performance and distributions, and statements regarding Alumina Limited's future developments and the market outlook, are also forward-looking statements.

Any forward-looking statements contained in this document are not guarantees of future performance. Such forward-looking statements involve known and unknown risks, uncertainties and other factors, many of which are beyond the control of Alumina Limited and its directors, officers, employees and agents that may cause actual results to differ materially from those expressed or implied in such statements. Those risks, uncertainties and other factors include (without limitation): (a) material adverse changes in global economic conditions, alumina or aluminium industry conditions or the markets served by AWAC; (b) changes in production or development costs, production levels or sales agreements; (c) changes in laws, regulations, policies or regulatory decision making; (d) changes in alumina or aluminium prices or currency exchange rates; (e) Alumina Limited does not hold a majority interest in AWAC and decisions made by majority vote may not be in the best interests of Alumina Limited; and (f) the other risk factors summarised in Alumina Limited's Annual Report 2022. Readers should not place undue reliance on forward-looking statements. Except as required by law, Alumina Limited disclaims any responsibility to update or revise any forward-looking statements to reflect any new information or any change in the events, conditions or circumstances on which a statement is based or to which it relates.

Alumina Limited

- Alcoa Corp's 4Q 2023 Alumina Segment's Highlights
- Market Data on Commodity Prices

18 January 2024

Disclaimer



Summary Information

This Presentation contains summary information about the current activities of Alumina Limited (ACN 004 820 419) (**Alumina**) and its subsidiaries as at the date of this Presentation. The information in this Presentation should not be considered to be comprehensive nor to comprise all the information that a reader may require in order to make an investment decision regarding Alumina securities. This Presentation should be read in conjunction with Alumina's other periodic and continuous disclosure announcements lodged with the ASX, which are available at www.asx.com.au.

No Offer, Recommendation or Advice

This Presentation is for information purposes only and is not a prospectus, product disclosure statement or other disclosure or offering document under Australian or any other law. It does not constitute an offer, invitation or recommendation to acquire Alumina securities in any jurisdiction and neither this Presentation nor anything contained in it will form the basis of any contract or commitment. The information contained in this Presentation is not financial product advice, or any other advice, and has been prepared without taking into account any reader's investment objectives, financial circumstances or particular needs.

Forward-Looking Statements

Neither Alumina nor any other person warrants or guarantees the future performance of Alumina or any return on any investment made in Alumina securities. This Presentation may contain certain forward-looking statements, including forward-looking statements within the meaning of the US Private Securities Litigation Reform Act of 1995. The words "anticipate", "aim", "believe", "expect", "project", "estimate", "forecast", "intend", "likely", "should", "could", "will", "may", "target", "plan" and other similar expressions (including indications of "objectives") are intended to identify forward-looking statements. Indications of, and guidance on, future financial position and performance and distributions, and statements regarding Alumina's future developments and the market outlook, are also forward-looking statements.

Any forward-looking statements contained in this document are not guarantees of future performance. Such forward-looking statements involve known and unknown risks, uncertainties and other factors, many of which are beyond the control of Alumina and its directors, officers, employees and agents that may cause actual results to differ materially from those expressed or implied in such statements. Those risks, uncertainties and other factors include (without limitation): (a) material adverse changes in global economic conditions, alumina or aluminium industry conditions or the markets served by AWAC; (b) changes in production or development costs, production levels or sales agreements; (c) changes in laws, regulations, policies or regulatory decision making; (d) changes in alumina or aluminium prices or currency exchange rates; (e) Alumina Limited does not hold a majority interest in AWAC and decisions made by majority vote may not be in the best interests of Alumina Limited; and (f) the other risk factors summarised in Alumina's Annual Report 2022. Readers should not place undue reliance on forward-looking statements. Except as required by law, Alumina disclaims any responsibility to update or revise any forward-looking statements to reflect any new information or any change in the events, conditions or circumstances on which a statement is based or to which it relates. Past performance is no guarantee or indication of future performance. AWAC is currently facing increased risks and uncertainty in relation to its regulatory permit and approval processes in Western Australia.

Reliance on third party information

The views expressed in this presentation contain information that has been derived from third party sources that have not been independently verified. No representation or warranty is made as to the accuracy, completeness or reliability of the information. The presentation should not be relied upon as a recommendation or forecast by Alumina.

Basis of preparation and non-IFRS information

Consolidated Financial statements of Alumina Limited prepared in accordance with Australian Accounting Standards ("AAS") also comply with International Financial Reporting Standards (IFRS) as issued by the International Accounting Standards Board. Certain non-IFRS financial information is also presented. AWAC financial information presented has been extracted from unaudited combined financial statements prepared in conformity with accounting principles generally accepted in the United States of America ("US GAAP"). All financials are USD unless otherwise shown.

No Liability

The information contained in this Presentation has been prepared in good faith and with due care but no representation or warranty, express or implied, is provided as to the currency, accuracy, reliability or completeness of that information.

To the maximum extent permitted by law, Alumina and its directors, officers, employees and agents, and any other person involved in the preparation of this Presentation, exclude and disclaim all liability for any expenses, losses or costs incurred by any person arising out of or in connection with the information contained in this Presentation being inaccurate or incomplete in any way for any reason, whether by negligence or otherwise.

Highlights

Alcoa's Alumina Segment	4Q 2023	3Q 2023	Selected Highlights
Adjusted EBITDA Total:	\$84m	\$53m	<ul style="list-style-type: none"> Stable level of production with lower cost mainly due to further benefits from lower caustic prices
Adjusted EBITDA Margin:	6.2%	4.0%	

AWAC	4Q 2023	3Q 2023	Comments
Production*:			<ul style="list-style-type: none"> Refining production was consistent with the previous quarter. San Ciprian and Kwinana remain partly curtailed. Mining production was slightly lower following a strong third quarter.
<ul style="list-style-type: none"> AWAC Refining Business (Million t) AWAC Mining Business (Million bone dry tonnes – "bdt") 	<ul style="list-style-type: none"> 2.6 10.1 	<ul style="list-style-type: none"> 2.6 10.3 	
Alumina Cost and Price:			<ul style="list-style-type: none"> System cash cost (includes bauxite at cost): in the fourth quarter, cost of production was lower at all refineries benefiting from lower caustic cost. Realised Price: Unchanged, lead by the one month lagged API
<ul style="list-style-type: none"> System Cash Cost (\$/t production) System Cash Cost (Ex SC & Kwinana) (\$/t prod) Realised Price (\$/t shipments) One month lagged API (\$/t) 	<ul style="list-style-type: none"> \$291 \$263 \$344 \$336 	<ul style="list-style-type: none"> \$303 \$274 \$345 \$335 	

Alumina Limited	4Q 2023	3Q 2023	Comments
AWAC Net Distributions:			<ul style="list-style-type: none"> Net contributions to AWAC of \$18.6 million in 4Q 2023 Higher net debt following net contributions to AWAC and higher finance costs
<ul style="list-style-type: none"> Alumina Limited Receipts Alumina Limited Contributions 	<ul style="list-style-type: none"> \$5.9m (\$24.5m) 	<ul style="list-style-type: none"> \$2.4m (\$42.2m) 	
Net Debt / (Cash) – Period End:	\$294.3m	\$268.9m	

*Refining / Mining: Includes CBG and excludes Ma'aden. Refer to slide 9 (including footnotes) for further details

AWAC 2023 Cash Flow Calendar (US\$m)

2023: No later than	Relevant AWAC Entities	Description	Distributions from AWAC [1]	Contributions to AWAC [1]
20 January	All	50% of each entity's US GAAP Net Income (if positive) for 4Q of previous year	5.8	
20 February	All except AWA LLC	Available Cash of each entity as at 31 January	-	
31 March	All	First Quarter Working Capital Contributions		(86.5)
20 April	All	50% of each entity's US GAAP Net Income (if positive) for 1Q	15.9	
20 May	All except AWA LLC	Available Cash of each entity as at 30 April	-	
30 June	All	Second Quarter Working Capital Contributions		(35.9)
20 July	All	50% of each entity's US GAAP Net Income (if positive) for 2Q	2.4	
20 August	All except AWA LLC	Available Cash of each entity as at 31 July	-	
30 September	All	Third Quarter Working Capital Contributions		(42.2)
20 October	All	50% of each entity's US GAAP Net Income (if positive) for 3Q	5.9	
20 November	All except AWA LLC	Available Cash of each entity as at 31 October	-	
31 December	All	Fourth Quarter Working Capital Contributions		(24.5)

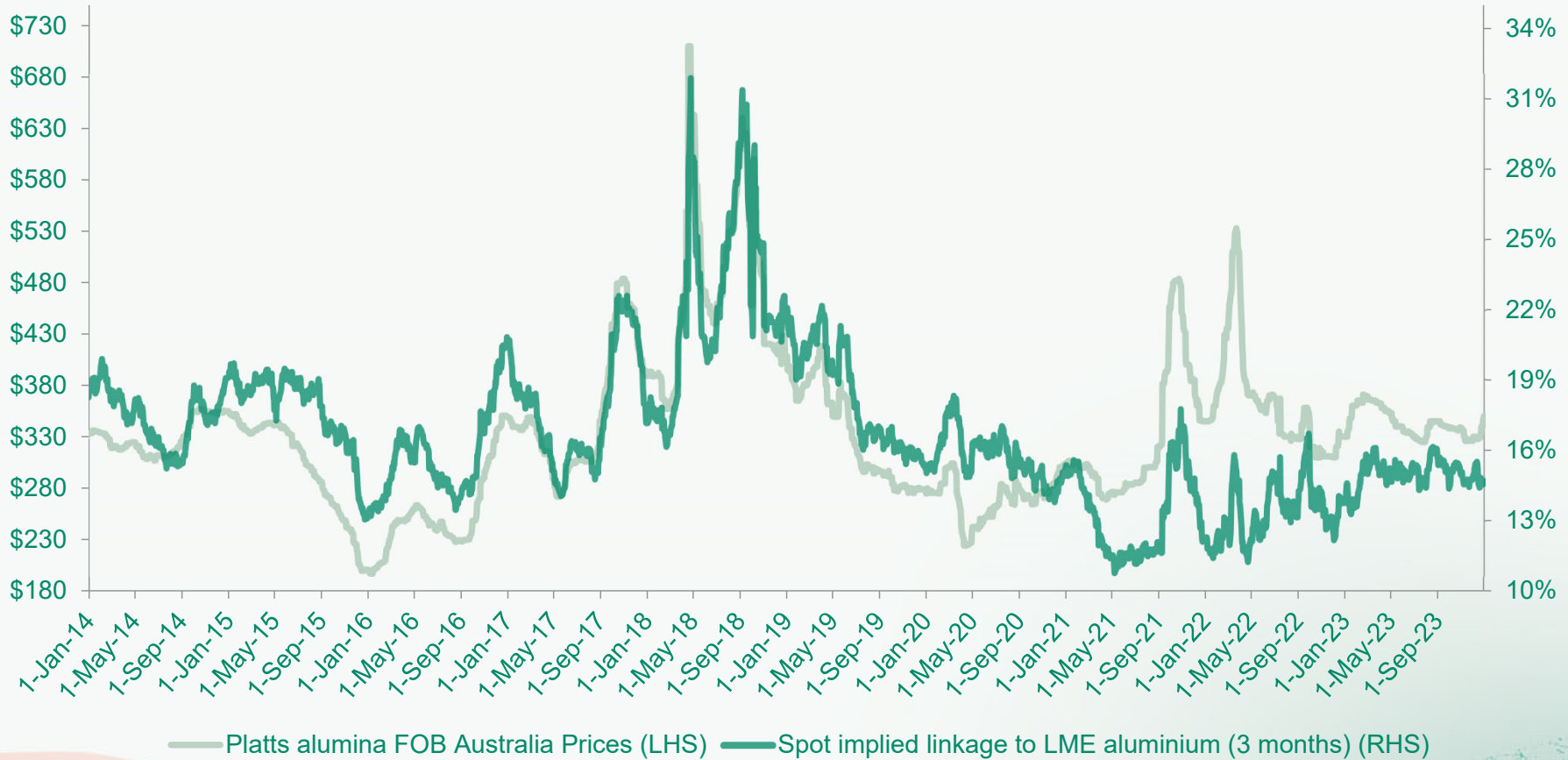
[1] Alumina Limited 40% share

AWAC 2024 Cash Flow Calendar (US\$m)

2023: No later than	Relevant AWAC Entities	Description	Distributions from AWAC ^[1]	Contributions to AWAC ^[1]
20 January	All	50% of each entity's US GAAP Net Income (if positive) for 4Q of previous year	5.8	
20 February	All except AWA LLC	Available Cash of each entity as at 31 January	TBA	
31 March	All	First Quarter Working Capital Contributions		(TBA)
20 April	All	50% of each entity's US GAAP Net Income (if positive) for 1Q	TBA	
20 May	All except AWA LLC	Available Cash of each entity as at 30 April	TBA	
30 June	All	Second Quarter Working Capital Contributions		(TBA)
20 July	All	50% of each entity's US GAAP Net Income (if positive) for 2Q	TBA	
20 August	All except AWA LLC	Available Cash of each entity as at 31 July	TBA	
30 September	All	Third Quarter Working Capital Contributions		(TBA)
20 October	All	50% of each entity's US GAAP Net Income (if positive) for 3Q	TBA	
20 November	All except AWA LLC	Available Cash of each entity as at 31 October	TBA	
31 December	All	Fourth Quarter Working Capital Contributions		(TBA)

[1] Alumina Limited 40% share

Spot Alumina Prices & Implied LME Linkage

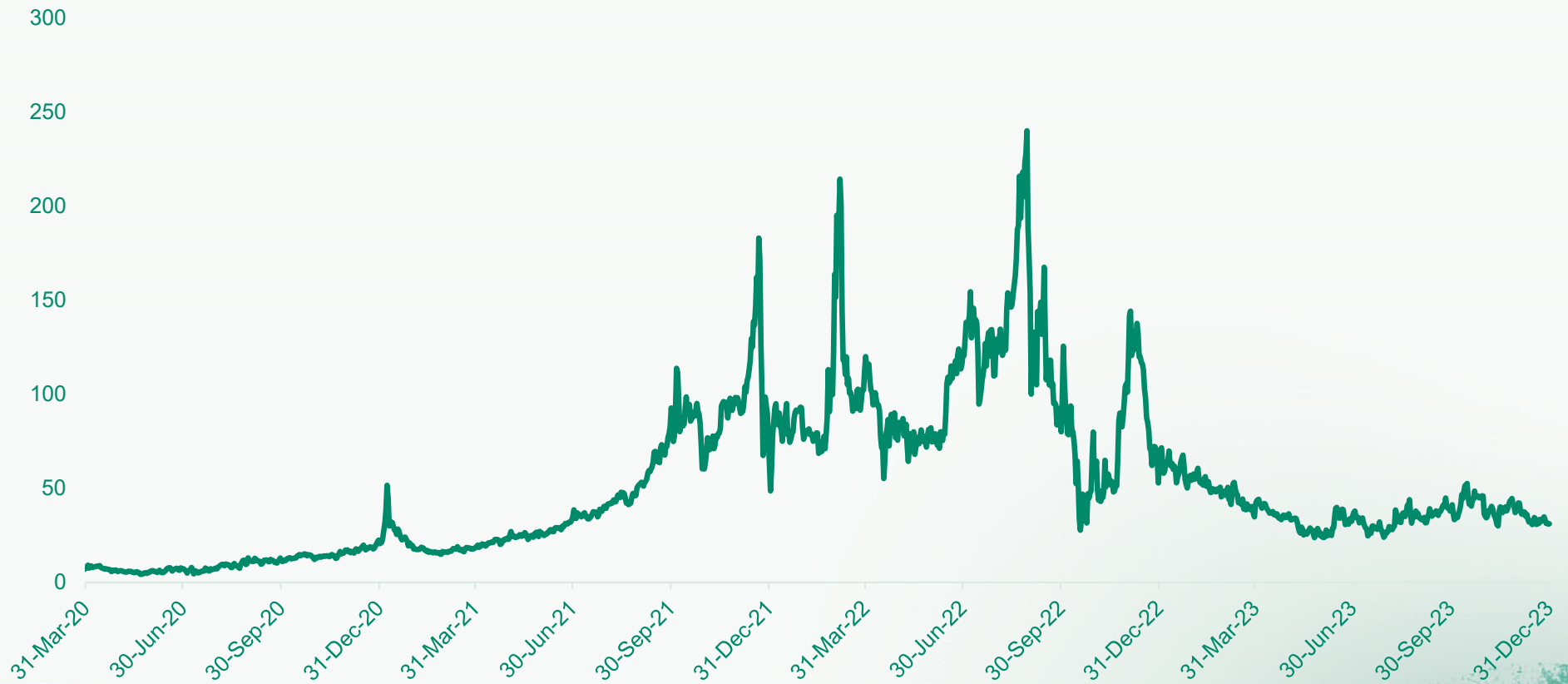


Sources: Alumina: S&P Global Commodity Insights, January 2024. LME Aluminium: IRESS, January 2024

Commodity prices in this slide pack are based on published market prices and may not equate to actual pricing under AWAC contracts

European Spot Gas Prices

MIBGAS (EUR/MWh)

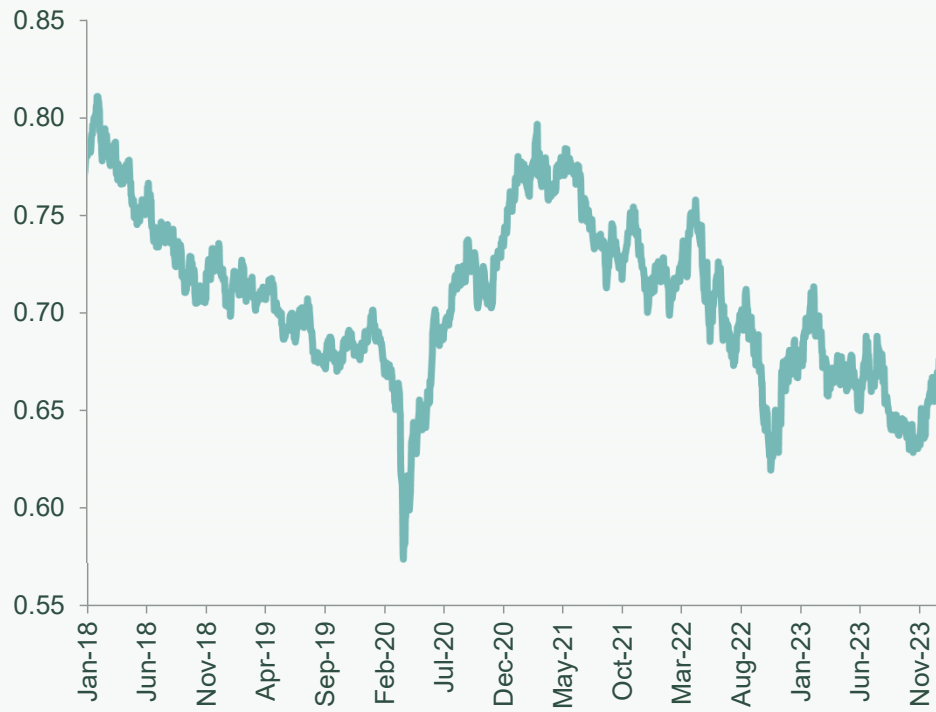


Sources: Bloomberg, January 2024.

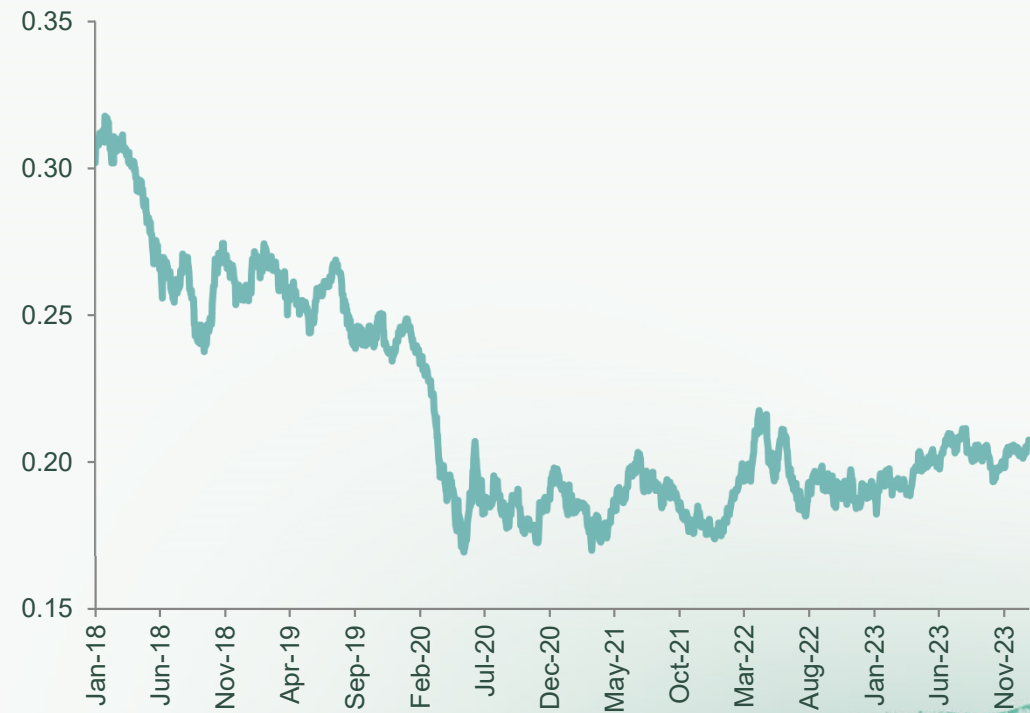
Commodity prices in this slide pack are based on published market prices and may not equate to actual pricing under AWAC contracts

Foreign Exchange

AUD/USD



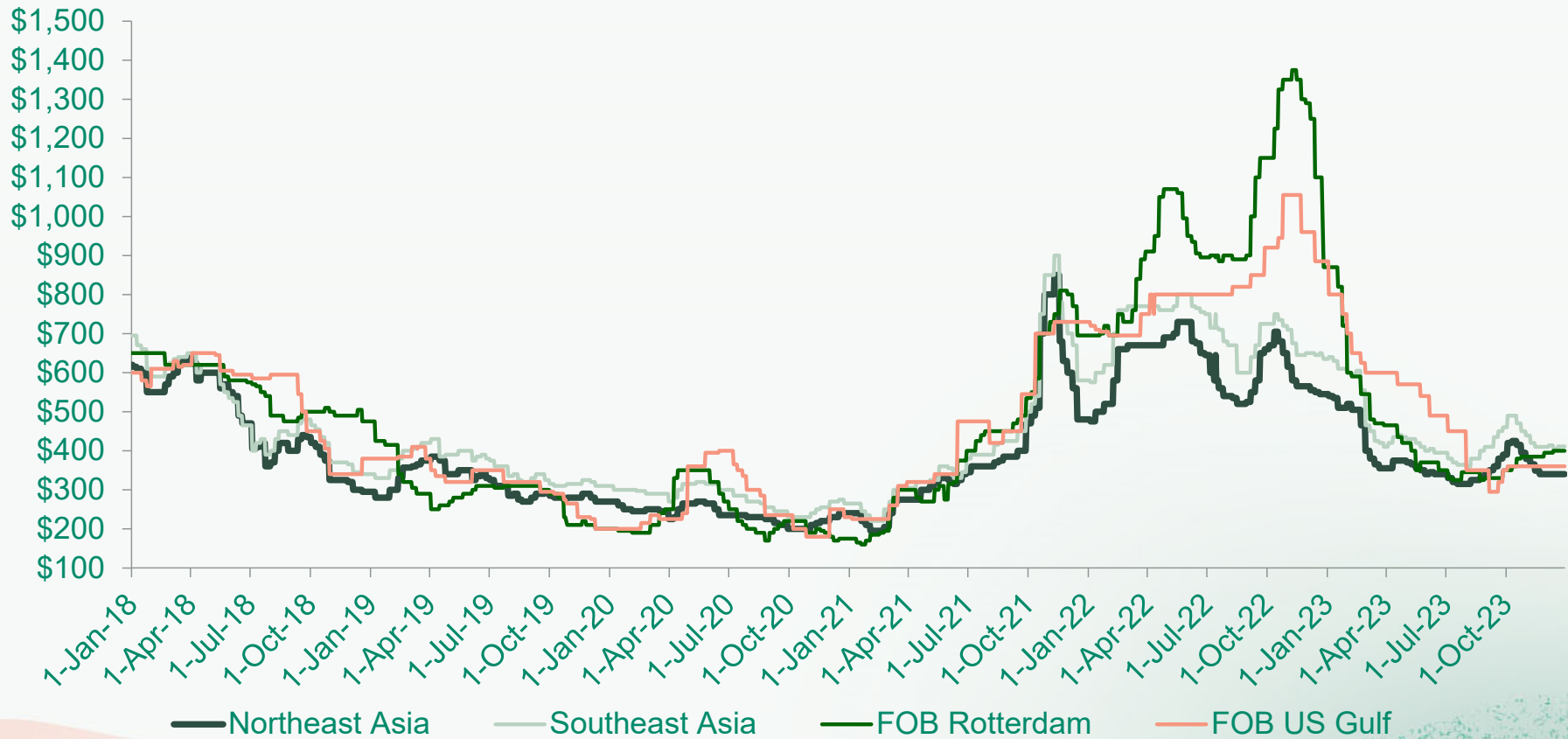
BRL/USD



Source: IRESS, January 2024

Commodity prices in this slide pack are based on published market prices and may not equate to actual pricing under AWAC contracts

Caustic Soda Prices (US\$/t)



Source: S&P Global Commodity Insights, January 2024

Commodity prices in this slide pack are based on published market prices and may not equate to actual pricing under AWAC contracts

AWAC Financial Statements

Equity interests disclosure

	AWAC Financial Statements			Equity Share of Production 4Q 2023	Equity Share of Production 3Q 2023
	Revenue	COGS	Other Income / Expense		
CBG Bauxite Mine	✓ ¹	✓ ¹		0.9m bdt ³	0.9m bdt ³
Ma'aden Al Ba'itha Bauxite Mine			✓ ²	0.3m bdt ⁴	0.3m bdt ⁴
Ma'aden Ras Al Khair Refinery			✓ ²	119k t ⁴	116k t ⁴

¹ Bauxite is purchased at the partner price and recorded in COGS. Third party bauxite sales are recorded in Revenue. The equity accounted share of CBG's profit or loss is recorded in COGS

² AWAC's equity accounted share of Ma'aden's profit and loss is recognised in Other Income/Expense

³ Based on the terms of its bauxite supply contracts, AWAC's bauxite purchases from CBG differ from its equity share of production in those mines

⁴ Given that Ma'aden's results do not flow through AWAC's Revenue or COGS, its production is not included in AWAC's total Production, Realised Price, or Cash Cost. Ma'aden mine is fully integrated with the Ma'aden refinery. If the Ma'aden Cash Cost or Realised Price was included in the relevant AWAC calculation it would not have a material impact.