

### Presentation at ASX CEO Connect 18 June 2019

Attached is a copy of a presentation presented by Mr Mike Ferraro, Chief Executive Officer, Alumina Limited, and delivered at the ASX CEO Connect investor forum.

*Neither Alumina nor any other person warrants or guarantees the future performance of Alumina or any return on any investment made in Alumina securities. This document may contain certain forward-looking statements, including forward-looking statements within the meaning of the US Private Securities Litigation Reform Act of 1995. The words "anticipate", "aim", "believe", "expect", "project", "estimate", "forecast", "intend", "likely", "should", "could", "will", "may", "target", "plan" and other similar expressions (including indications of "objectives") are intended to identify forward-looking statements. Indications of, and guidance on, future financial position and performance and distributions, and statements regarding Alumina's future developments and the market outlook, are also forward-looking statements.*

*Any forward-looking statements contained in this document are not guarantees of future performance. Such forward-looking statements involve known and unknown risks, uncertainties and other factors, many of which are beyond the control of Alumina and its directors, officers, employees and agents that may cause actual results to differ materially from those expressed or implied in such statements. Those risks, uncertainties and other factors include (without limitation): (a) material adverse changes in global economic conditions, alumina or aluminium industry conditions or the markets served by AWAC; (b) changes in production or development costs, production levels or sales agreements; (c) changes in laws, regulations or policies; (d) changes in alumina or aluminium prices or currency exchange rates; (e) Alumina Limited does not hold a majority interest in AWAC and decisions made by majority vote may not be in the best interests of Alumina Limited; and (f) the other risk factors summarised in Alumina's Annual Report 2018. Readers should not place undue reliance on forward-looking statements. Except as required by law, Alumina disclaims any responsibility to update or revise any forward-looking statements to reflect any new information or any change in the events, conditions or circumstances on which a statement is based or to which it relates.*

*This presentation contains certain non-IFRS financial information. This information is presented to assist in making appropriate comparisons with prior year and to assess the operating performance of the business. Where non-IFRS measures are used, definition of the measure, calculation method and/or reconciliation to IFRS financial information is provided as appropriate or can be found in the Alumina Limited's ASX Full-Year Report for the period ended 31 December 2018.*



**Stephen Foster**  
Company Secretary

**For investor enquiries:**

Charles Smitheram  
Manager – Treasury & Investor  
Relations  
Phone: +61 3 8699 2613  
[charles.smitheram@aluminalimited.com](mailto:charles.smitheram@aluminalimited.com)

**For media enquiries:**

Tim Duncan  
Hinton and Associates  
Phone: +61 3 9600 1979  
Mobile: +61 408 441 122

# Alumina Limited

ASX CEO Connect Presentation  
June 2019



# Disclaimer

## **Summary Information**

This Presentation contains summary information about the current activities of Alumina Limited (ACN 004 820 419) (**Alumina**) and its subsidiaries as at the date of this Presentation. The information in this Presentation should not be considered to be comprehensive nor to comprise all the information that a reader may require in order to make an investment decision regarding Alumina securities. This Presentation should be read in conjunction with Alumina's other periodic and continuous disclosure announcements lodged with the ASX, which are available at [www.asx.com.au](http://www.asx.com.au).

## **No Offer, Recommendation or Advice**

This Presentation is for information purposes only and is not a prospectus, product disclosure statement or other disclosure or offering document under Australian or any other law. It does not constitute an offer, invitation or recommendation to acquire Alumina securities in any jurisdiction and neither this Presentation nor anything contained in it will form the basis of any contract or commitment.

The information contained in this Presentation is not financial product advice, or any other advice, and has been prepared without taking into account any reader's investment objectives, financial circumstances or particular needs.

## **Forward-Looking Statements**

Neither Alumina nor any other person warrants or guarantees the future performance of Alumina or any return on any investment made in Alumina securities. This Presentation may contain certain forward-looking statements, including forward-looking statements within the meaning of the US Private Securities Litigation Reform Act of 1995. The words "anticipate", "aim", "believe", "expect", "project", "estimate", "forecast", "intend", "likely", "should", "could", "will", "may", "target", "plan" and other similar expressions (including indications of "objectives") are intended to identify forward-looking statements. Indications of, and guidance on, future financial position and performance and distributions, and statements regarding Alumina's future developments and the market outlook, are also forward-looking statements.

Any forward-looking statements contained in this document are not guarantees of future performance. Such forward-looking statements involve known and unknown risks, uncertainties and other factors, many of which are beyond the control of Alumina and its directors, officers, employees and agents that may cause actual results to differ materially from those expressed or implied in such statements. Those risks, uncertainties and other factors include (without limitation): (a) material adverse changes in global economic conditions, alumina or aluminium industry conditions or the markets served by AWAC; (b) changes in production or development costs, production levels or sales agreements; (c) changes in laws, regulations or policies; (d) changes in alumina or aluminium prices or currency exchange rates; (e) Alumina Limited does not hold a majority interest in AWAC and decisions made by majority vote may not be in the best interests of Alumina Limited; and (f) the other risk factors summarised in Alumina's Annual Report 2018. Readers should not place undue reliance on forward-looking statements. Except as required by law, Alumina disclaims any responsibility to update or revise any forward-looking statements to reflect any new information or any change in the events, conditions or circumstances on which a statement is based or to which it relates.

## **Key Risks**

Certain key risks that may affect Alumina, its financial and operating performance and the accuracy of any forward-looking statements contained in this Presentation include (without limitation): (a) material adverse changes in global economic conditions, alumina or aluminium industry conditions or the markets served by AWAC; (b) changes in production or development costs, production levels or sales agreements; (c) changes in laws, regulations or policies; (d) changes in alumina or aluminium prices or currency exchange rates; (e) Alumina Limited does not hold a majority interest in AWAC and decisions made by majority vote may not be in the best interests of Alumina Limited; and (f) the other risk factors summarised in Alumina's Annual Report 2018.

## **Past Performance**

Past performance information contained in this Presentation is given for illustrative purposes only and should not be relied upon as (and is not) an indication of future performance.

## **No Liability**

The information contained in this Presentation has been prepared in good faith and with due care but no representation or warranty, express or implied, is provided as to the currency, accuracy, reliability or completeness of that information.

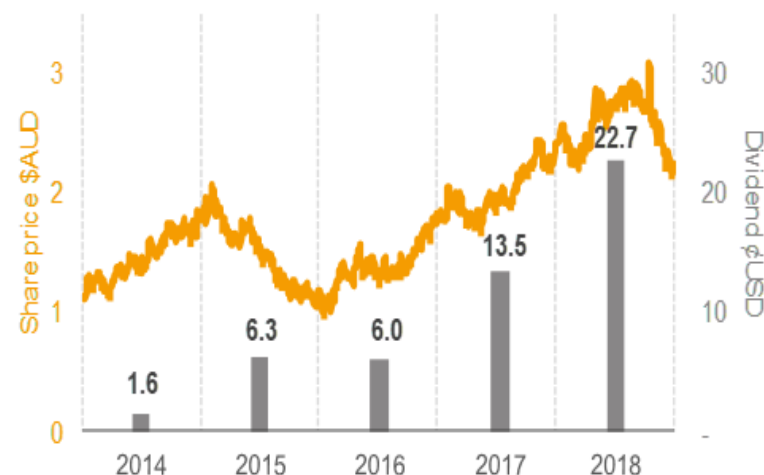
To the maximum extent permitted by law, Alumina and its directors, officers, employees and agents, and any other person involved in the preparation of this Presentation, exclude and disclaim all liability for any expenses, losses or costs incurred by any person arising out of or in connection with the information contained in this Presentation being inaccurate or incomplete in any way for any reason, whether by negligence or otherwise.

# Alumina Limited overview – One of a kind

## General Information – ASX 100 Listed

<b>ASX Code</b>	AWC
<b>Shares on Issue</b>	2,880m
<b>Market Capitalisation</b> (at A\$2.40 per share)	A\$6.91b
<b>Analyst Coverage</b>	Evans & Partners Shaw & Partners Credit Suisse J P Morgan Macquarie BAML UBS Citi

## AWC Share Price / Dividend History



# Reasons to invest

## FY 2018 Record Profit Performance

Net profit after tax up 87% on the back of higher prices

US 14.1 (A 19.6) cents per share final dividend, **fully franked**

Low debt (\$121m at 31 March 2019)

Strong, transparent cash flows derived from growing, balanced markets

## 40% Owner of AWAC JV

World class long life bauxite and alumina assets

Best performed part of the aluminium chain

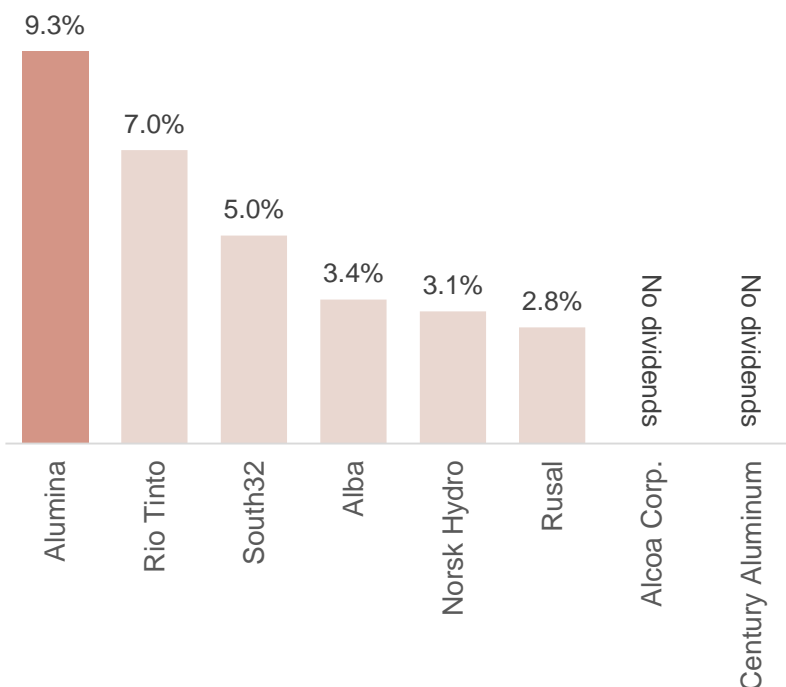
Aluminium demand growth forecast to continue

Opportunities to expand existing operations

Largest exposure to alumina price index ex-China

Over the commodity price cycle, AWAC's low position on the cost curve means the JV should perform relatively well even at low prices

## Average dividend yield<sup>(1)</sup> (past three calendar years, exc franking credits)



Notes: (1) Dividend yield calculated as the average dividend declared with respect to the last three calendar years (CY16 – CY18) divided by the average share price during that period

# What is alumina?

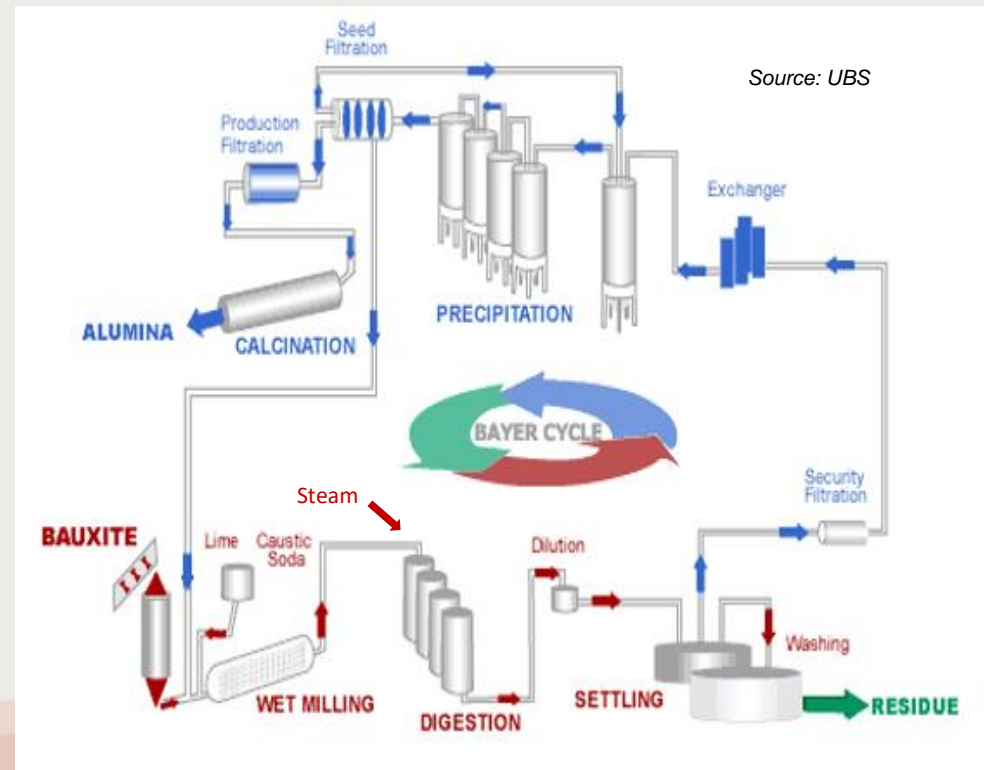
Alumina is produced by refining bauxite ore using the Bayer process

Produces two main outputs:

- **Smelter Grade Alumina** – used for the production of aluminium. c90% of production
- **Specialty Grade Alumina** – used in various industrial applications like ceramics and abrasives. c10% of production

Expected total demand in 2019 of approx. 130 mt

Major producers are China, Australia and Brazil

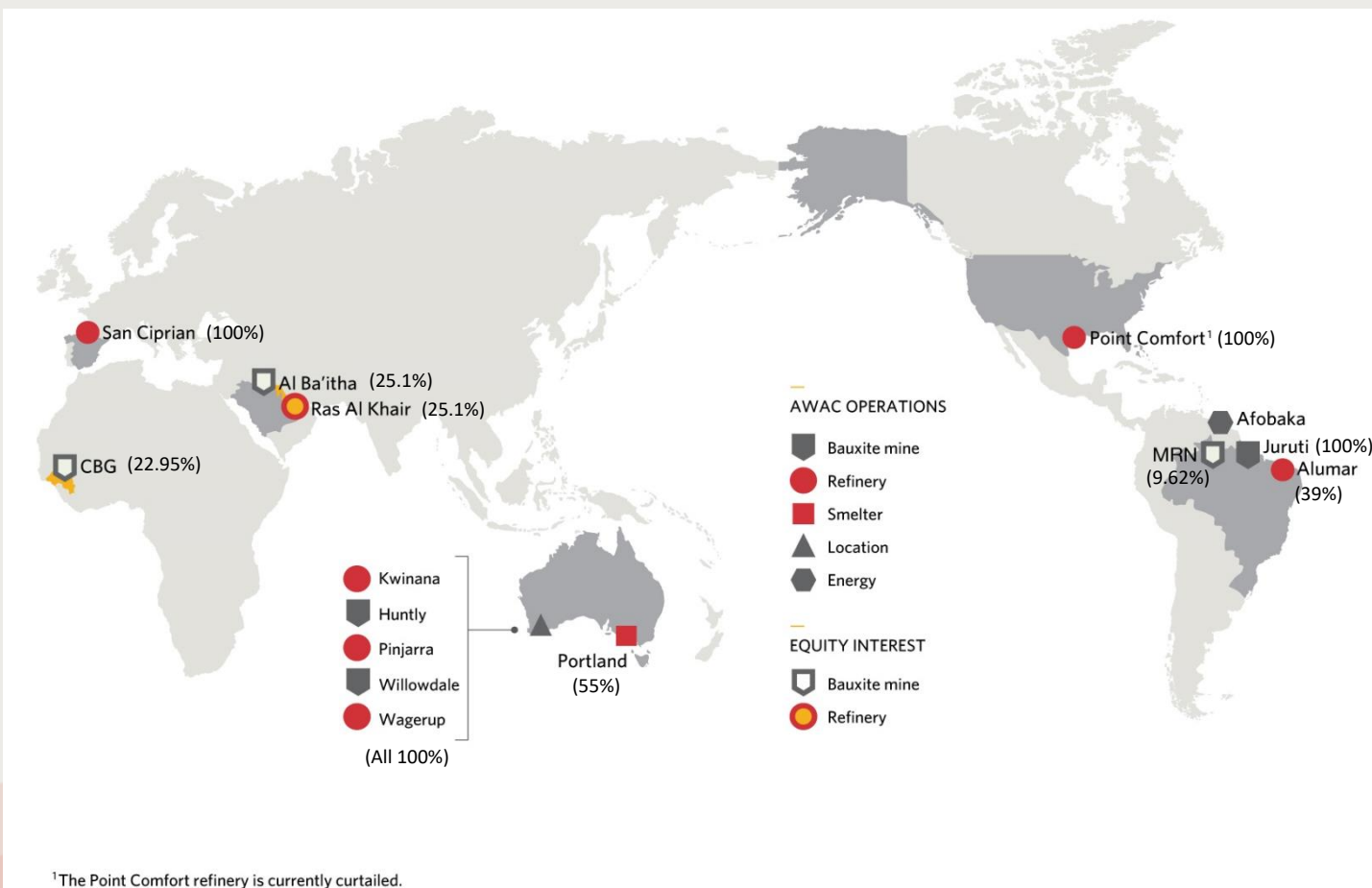


# AWAC Joint Venture

**ALUMINA**  
LIMITED



# AWAC operations




# AWAC's Western Australian operations

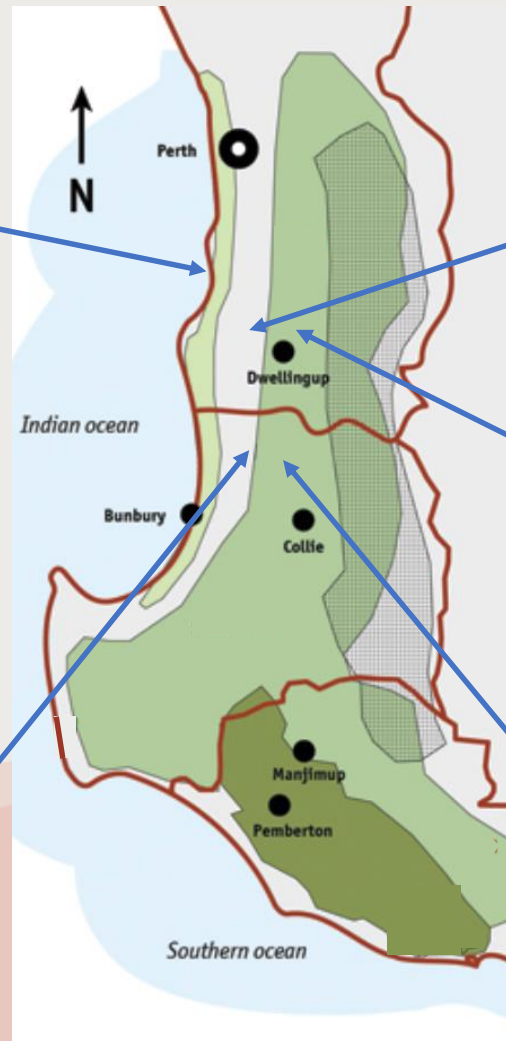
Kwinana Alumina Refinery




Pinjarra Alumina Refinery



Huntly Bauxite Mine



Wagerup Alumina Refinery



Willowdale Bauxite Mine



# AWAC production

## Bauxite (million BDT)

Huntly & Willowdale	33.5
Juruti	5.7
MRN <sup>[1]</sup>	1.2
CBG <sup>[1]</sup>	2.8
<b>2018 Total</b>	<b>43.2</b>


**2019 Third Party Sales Guidance** **6.2**

*[1] Non-operated mines. Equity interest production shown*

## Alumina (million T)

Pinjarra	4.5
Wagerup	2.7
Kwinana	2.0
Alumar	1.4
San Ciprian	1.6
<b>2018 Total</b>	<b>12.2</b>

**2019 Guidance** **12.6**



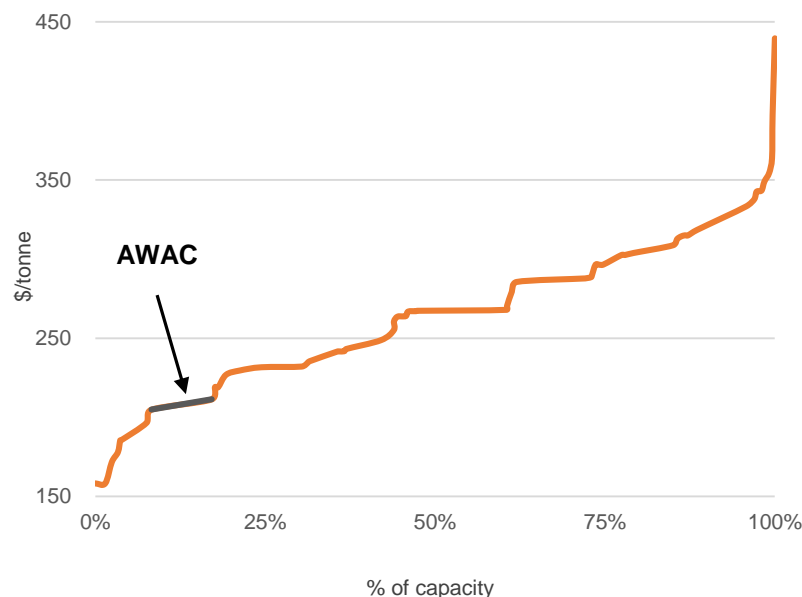
# AWAC cost of production

## First Quartile Cash Cost Producer

**AWAC low cost of production driven by:**

- **Large integrated mining & refining system in Western Australia**
- **High quality operations in Brazil and Spain**
- **Refineries generally located close to mines**
- **High alumina to reactive silica ratio which means lower caustic soda consumption than industry average**
- **Alcoa's long history of refinery operation and commitment to improvement through the Centre of Excellence**

## Global SGA Refining Cash Cost Curve 2019 Q1



Source: HARBOR Aluminum, April 2019

# Market overview

**ALUMINA**  
LIMITED

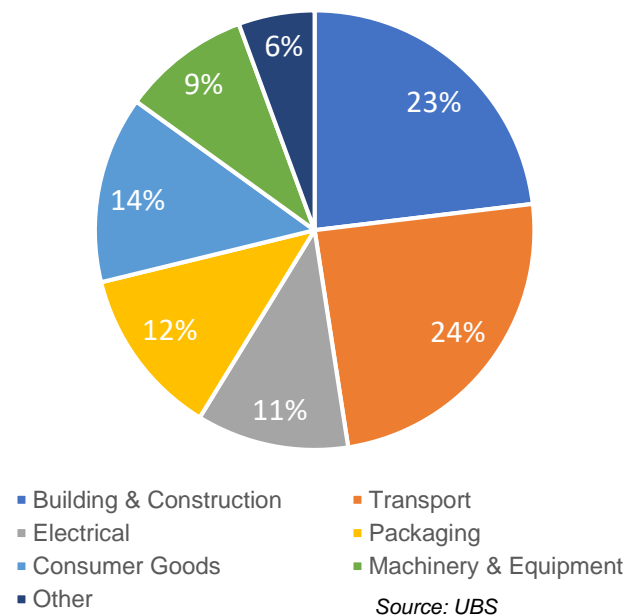


# Aluminium market outlook

**Aluminium global primary demand growth remains healthy (3.2% CAGR from 2019 to 2025: Source CRU) driven by:**

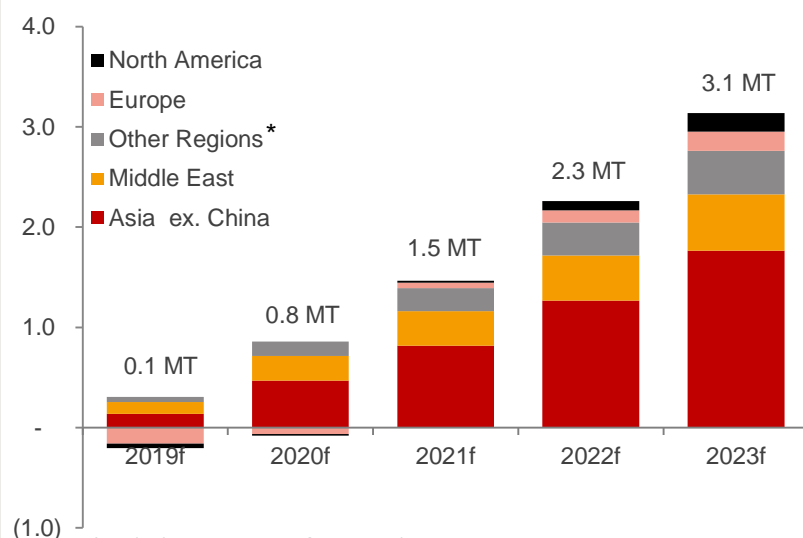
- Light-weighting of vehicles
- Increasing penetration of electric vehicles
- Strong aerospace sales
- Improving construction sector and increasing use in infrastructure
- Increasing per capita consumption in developing economies

**Global 2018 Aluminium End Use (69.7mt)**



# Aluminium demand and supply

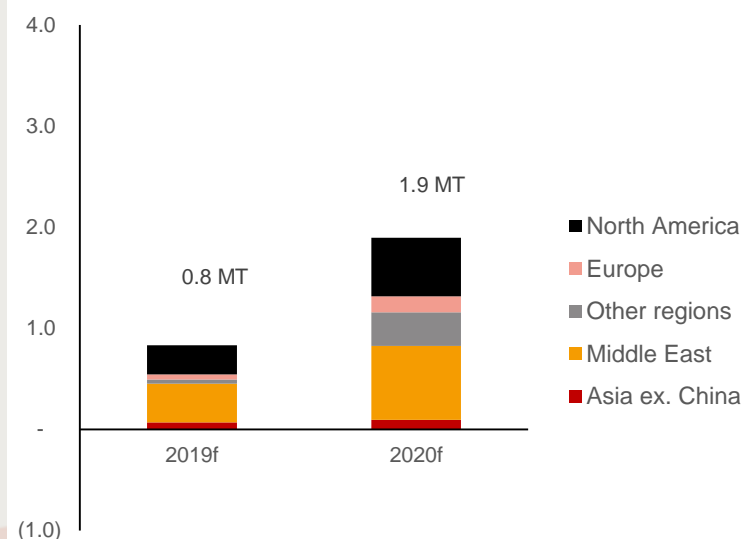
Accumulated aluminium consumption growth  
ROW (million tons)



\*Including Latam, Africa, and Oceania.

Source: HARBOR Aluminum, June 2019

Accumulated aluminium production growth  
ROW (million tons)



Source: Alumina Limited analysis, June 2019

# Alumina market

*Alumina price indices continue to reflect alumina supply/demand and cost fundamentals*

## Platts PAX FOB Australia Prices since May 2018

### May

- China starts alumina exports

### Aug

- Alcoa of Australia (AWAC) workers strike
- On-going uncertainty over Alunorte resolution

### Nov - Dec

- Prospect of Alunorte recovery is prime driver
- Arbitrage window closed for Chinese exports
- Aluminium weak, alumina remains costly as % of LME
- Consumers stocked up, few desperate buyers in the immediate term
- Refining and smelting cuts in China (Beijing environmental protection drive)
- Chinese environment audits diluted, as Beijing focuses on driving economy

### Mar

- Restocking and short-covering raising market prices



### Jul

- Alpart refinery technical issues
- Chinese bauxite, refining cuts due to environmental audits

### Sep

- China restarts alumina exports
- Rusal sanctions softened
- Alcoa of Australia strike ends

### Oct

- Indexes rise rapidly due to the threat of Alunorte shutting down entirely.
- Prices decline rapidly when Alunorte threat to shutdown is reversed

### Jan - Feb

- China slowing for Lunar New Year
- Collapse of the Vale Dam
- Official removal of the Rusal sanctions

### Apr-May

- Likelihood of Alunorte ramp up to 100% increases as conciliatory hearings proceed.
- Note: Alunorte was granted approval during May
- China slow to import despite open arbitrage; steep yuan depreciation a concern
- Chinese refining cuts in Shanxi on environmental issues (Xinfa 2.8m tpa, Huaqing 0.45m tpa)

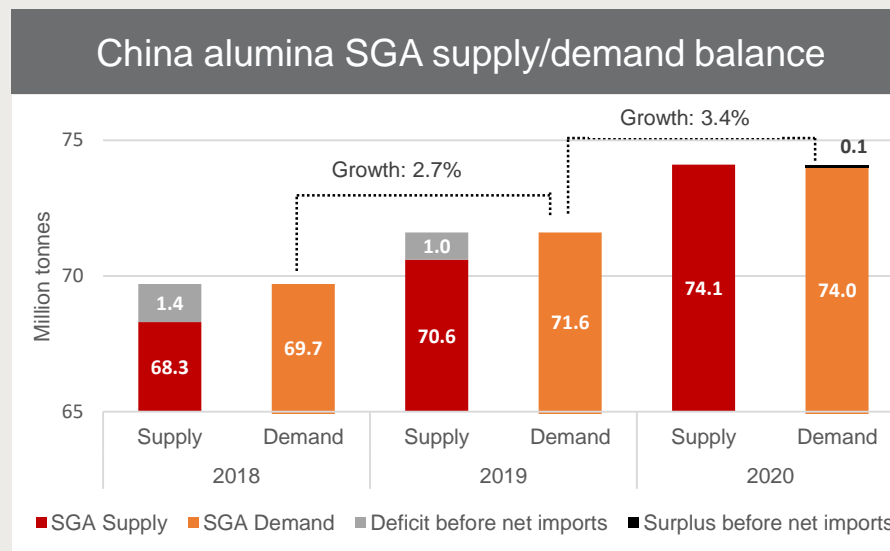
# Chinese reforms likely to ensure broad alumina self-sufficiency

## 2018 China

- Alumina exports 1.5m t
- Alumina imports 0.5m t
- Chinese alumina stocks drawdown

## Jan-Apr 2019 China

- Alumina imports 220kt
- Alumina exports 170kt



## NDRC, MIIT Notice/Policy, November 2018

### *“Notice on Promoting the Orderly Development of Alumina Industry”:*

- *emphasizes overall guideline for domestic alumina industry development to remain as supply-side structural reform, better government administration, proper resource allocation, strict implementation of safety, environmental protection and energy consumption etc.*
- *encourages alumina producers to upgrade production lines to meet energy and water consumption requirements*
- *ultimate goals to regulate market order, promoting transformation and upgrade, achieving a balance of alumina supply/demand, meeting domestic needs*

# The future for Alumina Limited and AWAC

**ALUMINA**  
LIMITED



# Sustainability – Aluminium's impact

*Aluminium is amongst the most environmentally friendly metals on the planet.*

- **Aluminium has low density, is non-toxic, has a high thermal and electrical conductivity, has excellent corrosion resistance and can be easily cast, machined and formed.**
- **Ideal for lightweighting – aluminium by volume weighs less than half iron or copper.**
  - *Achieves up to 20% reduction in total life cycle energy consumption*
- **Infinitely recyclable without loss of material properties**
  - *75% of all aluminium ever produced is still in productive use*
- **Recycling aluminium requires up to 95% less energy than to produce primary metal**
- **73% recycling rate – high compared to competing packaging types**



An Audi A8 aluminium body weighs 194 kgs less than a steel equivalent.

*Source: International Aluminium Institute*

# AWAC growth opportunities

*Over the past several years AWAC has restructured its portfolio, selling or closing high production cost facilities to move lower on the smelter grade alumina cash cost curve.*

*Demand for alumina is expected to continue to grow and with little new production coming on stream in the world ex China, opportunities exist to increase production at our lowest cost refineries to meet that demand.*

	Pinjarra	Wagerup
Cost position in AWAC portfolio	Lowest	Second Lowest
Annual production (2018)	4.51 mt	2.66 mt
Potential annual increase	c 350 kt	c 350 kt
Capital cost of expansion	TBA	TBA

# A positive outlook for Alumina Limited

Item	High level performance in 2018 and strong outlook for 2019
<b>2018 AWAC and Alumina Limited Performance</b>	<p>Strongest financial year since listing of Alumina Limited from substantial price tailwinds:</p> <ul style="list-style-type: none"> <li>- record AWAC net cash inflow^ of \$1.804 billion</li> <li>- record Alumina Limited profit of \$635 million</li> <li>- record Alumina Limited dividends of \$654 million (yield 11.5%)</li> </ul>
<b>AWAC assets</b>	<p>AWAC's Tier 1 low cost assets again deliver strong cash flows and outstanding returns to shareholders from the most profitable part of the aluminium supply chain</p>
<b>Alumina market outlook</b>	<ul style="list-style-type: none"> <li>- Alumina small deficit in 2018 likely to be balanced in 2019. Alunorte restart and some additional RoW supply likely to offset supply loss in China (red mud issues) and new smelting capacity</li> <li>- 2019 solid pricing outlook (YTD average price of \$379/t)</li> </ul>
<b>Alumina Limited</b>	<p>We are one of a kind globally with an almost pure exposure to alumina. Underpinned by low cost of production and low leverage.</p>

<sup>^</sup> AWAC cash flow before distributions less capital contributions from partners

## Alumina Limited

Level 12, 60 City Road, Southbank VIC 3006

+61 (3) 8699 2600

[www.aluminalimited.com](http://www.aluminalimited.com)

### Contact

Charles Smitheram

Manager – Treasury & Investor Relations

[charles.smitheram@aluminalimited.com](mailto:charles.smitheram@aluminalimited.com)

**ALUMINA**  
LIMITED

