

Alcoa Corp Third Quarter 2021 Earnings Release


Alumina Limited (ASX: AWC) notes Alcoa Corp's ("Alcoa") quarterly earnings release. To assist readers in understanding relevant market, operational and commercial matters of the AWAC joint venture, selected information from the Alcoa Bauxite and Alumina Segments, AWAC joint venture and Alumina Limited plus other market data is attached.

Alumina Limited's CEO, Mike Ferraro, said "This has been another solid quarterly performance by AWAC even though production costs remained at elevated levels and alumina prices were subdued due to high freight costs. However, since the end of the quarter, alumina prices have surged from the third quarter average one-month lagged price of \$292 per tonne to around \$480 per tonne.

The average one-month lagged API price for the fourth quarter to date is \$410 per tonne which would drive AWAC's cash margin significantly higher than the \$55 per tonne achieved in the third quarter. The benefits of this increase will be reflected in AWAC's fourth quarter results and the AWAC distributions to Alumina Limited in the first quarter of 2022.

"The alumina market changed significantly during the third quarter when production disruptions at Alumar, Gramercy and Jamalco reduced rest of world supply. Supply disruptions were also seen in China and costs increased which caused the Chinese import parity price to rise sharply."

This ASX announcement was approved and authorised for release by Mike Ferraro, Chief Executive Officer.



Stephen Foster
Company Secretary

For investor enquiries:

Charles Smitheram
Manager – Treasury & Investor Relations
Phone: +61 3 8699 2613 / +61 412 340 047
charles.smitheram@aluminalimited.com

For media enquiries:

Tim Duncan
Hinton and Associates
Phone: +61 3 9600 1979
Mobile: +61 408 441 122

About AWAC & Alcoa's Earnings Release

Alumina Limited owns 40% of each of the AWAC entities, which form a part of the Alcoa bauxite & alumina business segments. The Alcoa aluminium business segment includes the AWAC Portland smelting operations. Any closed operations are included in Transformation & legacy pension/OPEB. Therefore, the AWAC results cannot be directly inferred from the Alcoa earnings release. Further, unlike Alumina Limited, Alcoa reports under US GAAP. All figures displayed are in US dollars unless otherwise shown.

Alumina Limited

- Alcoa Corp's 3Q 2021 Bauxite and Alumina Segments' Highlights
- Market Data on Commodity Prices

15th October 2021

Disclaimer

Summary Information

This Presentation contains summary information about the current activities of Alumina Limited (ACN 004 820 419) (**Alumina**) and its subsidiaries as at the date of this Presentation. The information in this Presentation should not be considered to be comprehensive nor to comprise all the information that a reader may require in order to make an investment decision regarding Alumina securities. This Presentation should be read in conjunction with Alumina's other periodic and continuous disclosure announcements lodged with the ASX, which are available at www.asx.com.au.

No Offer, Recommendation or Advice

This Presentation is for information purposes only and is not a prospectus, product disclosure statement or other disclosure or offering document under Australian or any other law. It does not constitute an offer, invitation or recommendation to acquire Alumina securities in any jurisdiction and neither this Presentation nor anything contained in it will form the basis of any contract or commitment. The information contained in this Presentation is not financial product advice, or any other advice, and has been prepared without taking into account any reader's investment objectives, financial circumstances or particular needs.

Forward-Looking Statements

Neither Alumina nor any other person warrants or guarantees the future performance of Alumina or any return on any investment made in Alumina securities. This Presentation may contain certain forward-looking statements, including forward-looking statements within the meaning of the US Private Securities Litigation Reform Act of 1995. The words "anticipate", "aim", "believe", "expect", "project", "estimate", "forecast", "intend", "likely", "should", "could", "will", "may", "target", "plan" and other similar expressions (including indications of "objectives") are intended to identify forward-looking statements. Indications of, and guidance on, future financial position and performance and distributions, and statements regarding Alumina's future developments and the market outlook, are also forward-looking statements.

Any forward-looking statements contained in this document are not guarantees of future performance. Such forward-looking statements involve known and unknown risks, uncertainties and other factors, many of which are beyond the control of Alumina and its directors, officers, employees and agents that may cause actual results to differ materially from those expressed or implied in such statements. Those risks, uncertainties and other factors include (without limitation): (a) material adverse changes in global economic conditions, alumina or aluminium industry conditions or the markets served by AWAC; (b) changes in production or development costs, production levels or sales agreements; (c) changes in laws, regulations or policies; (d) changes in alumina or aluminium prices or currency exchange rates; (e) Alumina Limited does not hold a majority interest in AWAC and decisions made by majority vote may not be in the best interests of Alumina Limited; and (f) the other risk factors summarised in Alumina's Annual Report 2020. Readers should not place undue reliance on forward-looking statements. Except as required by law, Alumina disclaims any responsibility to update or revise any forward-looking statements to reflect any new information or any change in the events, conditions or circumstances on which a statement is based or to which it relates.

Key Risks

Certain key risks that may affect Alumina, its financial and operating performance and the accuracy of any forward-looking statements contained in this Presentation include (without limitation): (a) material adverse changes in global economic conditions, alumina or aluminium industry conditions or the markets served by AWAC; (b) changes in production or development costs, production levels or sales agreements; (c) changes in laws, regulations or policies; (d) changes in alumina or aluminium prices or currency exchange rates; (e) Alumina Limited does not hold a majority interest in AWAC and decisions made by majority vote may not be in the best interests of Alumina Limited; and (f) the other risk factors summarised in Alumina's Annual Report 2020.

Past Performance

Past performance information contained in this Presentation is given for illustrative purposes only and should not be relied upon as (and is not) an indication of future performance.

No Liability

The information contained in this Presentation has been prepared in good faith and with due care but no representation or warranty, express or implied, is provided as to the currency, accuracy, reliability or completeness of that information.

To the maximum extent permitted by law, Alumina and its directors, officers, employees and agents, and any other person involved in the preparation of this Presentation, exclude and disclaim all liability for any expenses, losses or costs incurred by any person arising out of or in connection with the information contained in this Presentation being inaccurate or incomplete in any way for any reason, whether by negligence or otherwise.

Highlights

Alcoa Segments	3Q 2021	2Q 2021	Selected Highlights
Adjusted EBITDA Total: – Alcoa Alumina Segment – Alcoa Bauxite Segment	\$148m \$23m	\$124m \$41m	<ul style="list-style-type: none"> Alumina: Favourable currency movements plus realised price 4% higher partially offset by higher raw material and energy costs and lower sales volumes from Alumar. Bauxite: Lower sales volumes due to disruption at Alumar coupled with higher maintenance costs, partially offset by favourable A\$ movement. EBITDA margins include intersegment transfer price
Adjusted EBITDA Margin: – Alcoa Alumina Segment – Alcoa Bauxite Segment	13.4% 10.1%	12.0% 18.8%	
AWAC	3Q 2021	2Q 2021	Comments
Production: – AWAC Refining Business (Million t) – AWAC Mining Business (Million bone dry tonnes – “bd”)	3.1 11.1	3.2 11.5	<ul style="list-style-type: none"> Refining / Mining: Includes CBG/MRN and excludes Ma’aden. Refer to slide [9] (including footnote 4) for further details. Cash Cost includes bauxite at cost: Higher due to rising energy and caustic soda prices plus lower volumes due to unforeseen production issues. Realised Price: Higher by 4% and above the one-month lagged API due to price mix of contracts. The average API from 1st September to 13th October is \$410 per tonne. This translates to a significantly higher cash margin for 4Q 2021 than realised in 3Q 2021.
Alumina Cost and Price: – Cash Cost (\$/t production) – Realised Price (\$/t shipments) – One month lagged API (\$/t)	\$239 \$294 \$292	\$231 \$282 \$280	
Alumina Limited	3Q 2021	2Q 2021	Comments
AWAC Net Distributions: – Alumina Limited Receipts – Alumina Limited Contributions	\$43.7m (\$12.0m)	\$74.9m Nil	<ul style="list-style-type: none"> As previously announced net distributions received during 1H 2021 included \$30m - \$35m of benefit from the AofA tax shield
Net Debt – Period End:	\$76.2m	\$5.7m	

Sensitivities & Dividend Impact

Commodity	Sale Proceeds & Cash Cost Main Components Impacted	Change	Sensitivity ^[1]	AWAC Pricing / Inventory Lag	AWC Dividend Lag ^[3]
Alumina Price Index ^[2]	Sale Proceeds	+\$10/t	Approximately +\$115 million EBITDA	1 month pricing plus 1 – 2 months settlement	7 – 12 months
Australian Dollar	Bauxite, Conversion, Energy	+ 1¢ AUD/USD	Approximately -\$21 million EBITDA	Negligible	6 – 11 months
Brazilian Real	Bauxite, Conversion, Energy	+ 10 ¢ USD/BRL	Approximately +\$5 million EBITDA	Negligible	6 – 11 months
Caustic Soda	Caustic	+\$10/dry metric tonne	Approximately -\$9-10 million EBITDA	Quarterly pricing plus 5 – 6 months inventory	Over 12 months
Oil (Brent)	Bauxite & Energy	+\$1/barrel	Approximately -\$2-3 million EBITDA	1 month pricing and 1 – 2 months inventory	7 – 12 months

[1] Updated 24 August 2021

[2] AWAC's pricing is based on an average of the Platts (daily), Fastmarkets Metal Bulletin (daily) and CRU (weekly) Alumina Price Index (API) FOB Australia price from the prior month

[3] From date of price movement (includes effect of AWAC Pricing & Inventory Lag)

AWAC 2021 Distribution Calendar

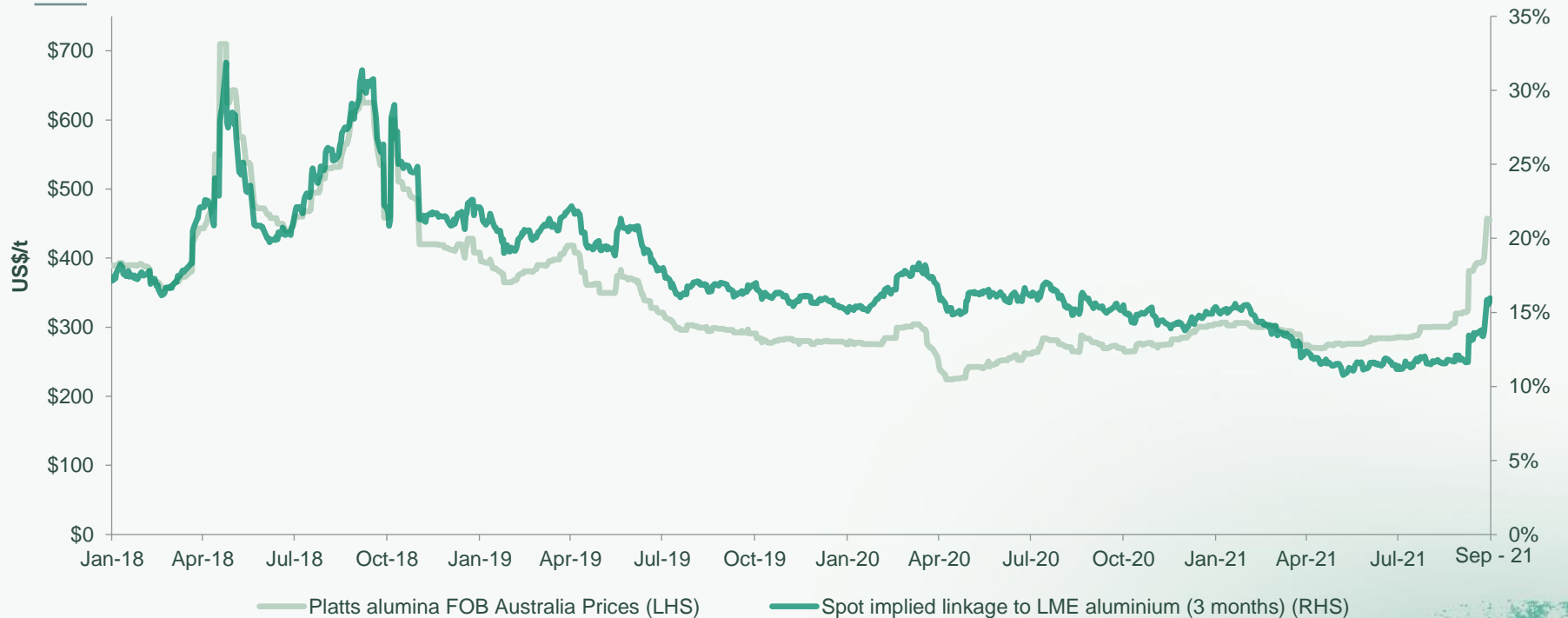
(Related to Alumina Limited Interim and Final Dividend 2021)

(US\$m)

2021: No later than	Relevant AWAC Entities	Description	Distributions from AWAC ^[1]	Contributions to AWAC ^[1]	Related to Alumina's
20 January	All	50% of each entity's US GAAP Net Income (if positive) for 4Q of previous year	14.8	N/a	2021 Interim Dividend
20 February	All except AWA LLC	Available Cash of each entity as at 31 January	47.1	N/a	2021 Interim Dividend
31 March	All	Working Capital Contributions	N/a	(Nil)	2021 Interim Dividend
20 April	All	50% of each entity's US GAAP Net Income (if positive) for 1Q	21.0	N/a	2021 Interim Dividend
20 May	All except AWA LLC	Available Cash of each entity as at 30 April	53.3	N/a	2021 Interim Dividend
30 June	All	Working Capital Contributions	N/a	(Nil)	2021 Interim Dividend
20 July	All	50% of each entity's US GAAP Net Income (if positive) for 2Q	16.0	N/a	2021 Final Dividend
20 August	All except AWA LLC	Available Cash of each entity as at 31 July	27.7	N/a	2021 Final Dividend
30 September	All	Working Capital Contributions	N/a	(12.0)	2021 Final Dividend
20 October	All	50% of each entity's US GAAP Net Income (if positive) for 3Q	29.3	N/a	2021 Final Dividend
20 November	All except AWA LLC	Available Cash of each entity as at 31 October	TBA	N/a	2021 Final Dividend
31 December	All	Working Capital Contributions	N/a	(TBA)	2021 Final Dividend

[1] Alumina Limited 40% share

Spot Alumina Prices & Implied LME Linkage

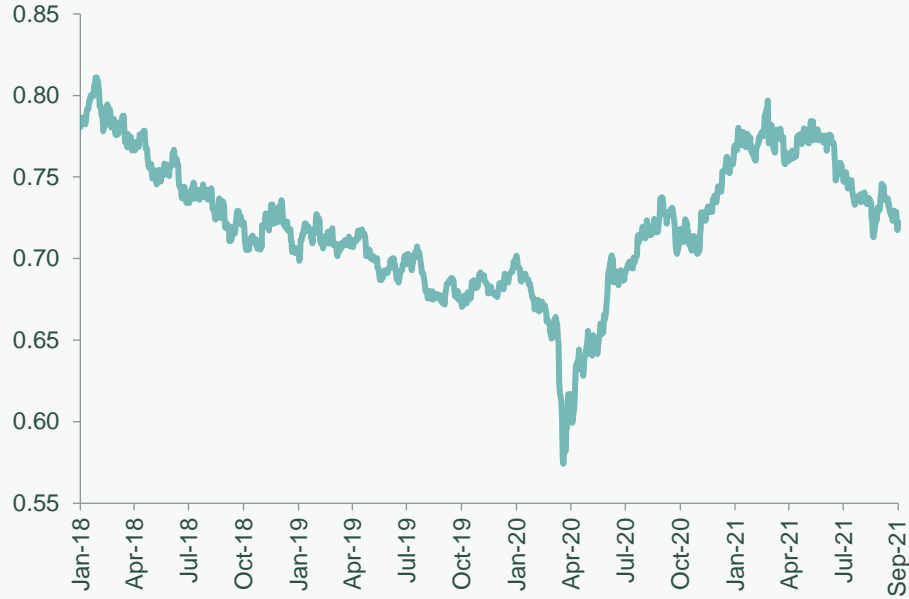


Sources: Alumina: S & P Global Platts, Oct 2021. LME Aluminium: Thomson Reuters, Oct 2021

Commodity prices in this slide pack are based on published market prices and may not equate to actual pricing under AWAC contracts

Foreign Exchange

AUD/USD



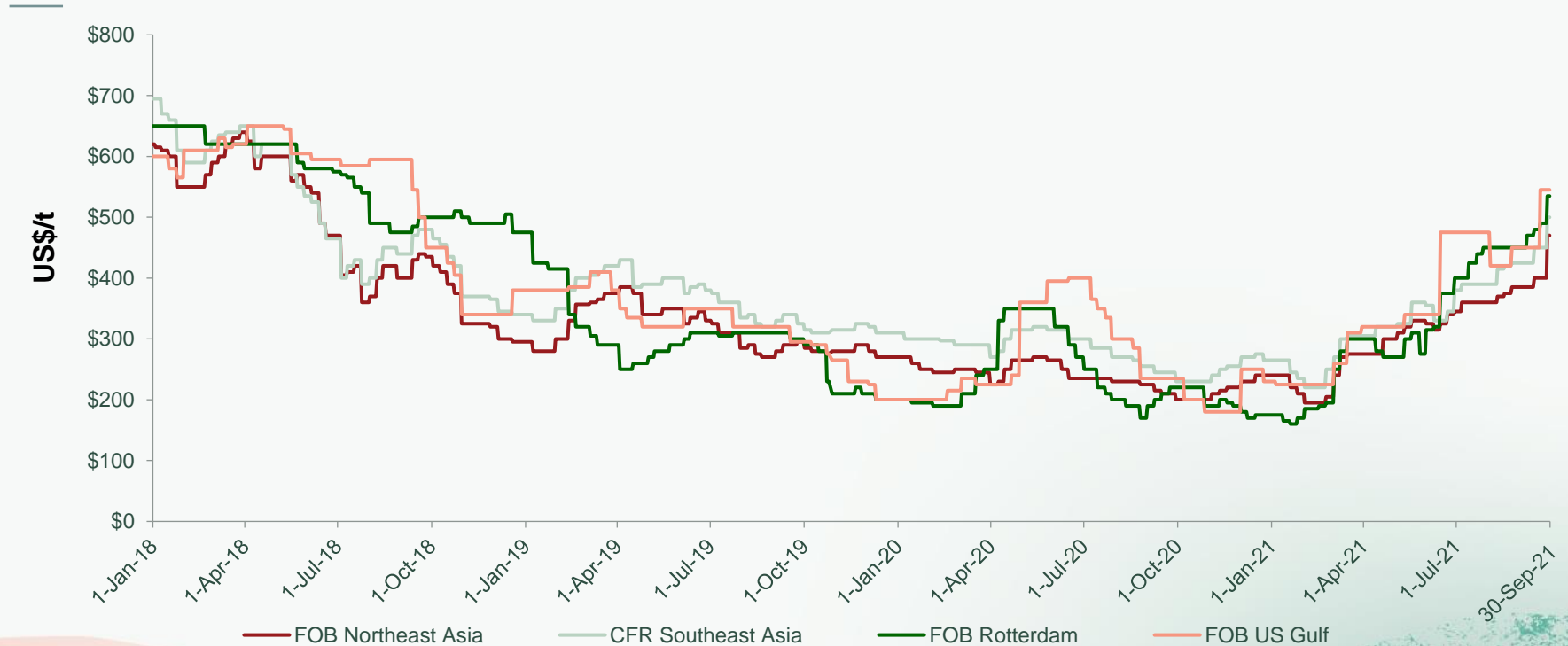
BRL/USD



Source: Thomson Reuters, Oct 2021

Commodity prices in this slide pack are based on published market prices and may not equate to actual pricing under AWAC contracts

Caustic Soda Prices



Source: S & P Global Platts, Oct 2021

Commodity prices in this slide pack are based on published market prices and may not equate to actual pricing under AWAC contracts

AWAC Financial Statements

Equity interests disclosure

	AWAC Financial Statements			Equity Share of Production 3Q 2021	Equity Share of Production 2Q 2021
	Revenue	COGS	Other Income / Expense		
CBG Bauxite Mine	✓ ¹	✓ ¹		905k bdt ³	877k bdt ³
MRN Bauxite Mine	✓ ¹	✓ ¹		271k bdt ³	295k bdt ³
Ma'aden Al Ba'itha Bauxite Mine			✓ ²	313k bdt ⁴	296k bdt ⁴
Ma'aden Ras Al Khair Refinery			✓ ²	121k t ⁴	121k t ⁴

¹ Bauxite is purchased at the partner price and recorded in COGS. Third party bauxite sales are recorded in Revenue. The equity accounted share of CBG and MRN's profit or loss is recorded in COGS

² AWAC's equity accounted share of Ma'aden's profit and loss is recognised in Other Income/Expense

³ Based on the terms of its bauxite supply contracts, AWAC's bauxite purchases from the MRN and CBG, differ from their equity share of production in those mines

⁴ Given that Ma'aden's results do not flow through AWAC's Revenue or COGS, its production is not included in AWAC's total Production, Realised Price, or Cash Cost. Ma'aden mine is fully integrated with the Ma'aden refinery. If the Ma'aden Cash Cost or Realised Price was included in the relevant AWAC calculation it would not have a material impact.

Forward-looking statements

Neither Alumina Limited nor any other person warrants or guarantees the future performance of Alumina Limited or any return on any investment made in Alumina Limited securities. This document may contain certain forward-looking statements, including forward-looking statements within the meaning of the US Private Securities Litigation Reform Act of 1995. The words "anticipate", "aim", "believe", "expect", "project", "estimate", "forecast", "intend", "likely", "should", "could", "will", "may", "target", "plan" and other similar expressions (including indications of "objectives") are intended to identify forward-looking statements. Indications of, and guidance on, future financial position and performance and distributions, and statements regarding Alumina Limited's future developments and the market outlook, are also forward-looking statements.

Any forward-looking statements contained in this document are not guarantees of future performance. Such forward-looking statements involve known and unknown risks, uncertainties and other factors, many of which are beyond the control of Alumina Limited and its directors, officers, employees and agents that may cause actual results to differ materially from those expressed or implied in such statements. Those risks, uncertainties and other factors include (without limitation): (a) material adverse changes in global economic conditions, alumina or aluminium industry conditions or the markets served by AWAC; (b) changes in production or development costs, production levels or sales agreements; (c) changes in laws, regulations or policies; (d) changes in alumina or aluminium prices or currency exchange rates; (e) Alumina Limited does not hold a majority interest in AWAC and decisions made by majority vote may not be in the best interests of Alumina Limited; and (f) the other risk factors summarised in Alumina Limited's Annual Report 2020. Readers should not place undue reliance on forward-looking statements. Except as required by law, Alumina Limited disclaims any responsibility to update or revise any forward-looking statements to reflect any new information or any change in the events, conditions or circumstances on which a statement is based or to which it relates.