

Alcoa Corp Second Quarter 2021 Earnings Release

Alumina Limited (ASX: AWC) notes Alcoa Corp's ("Alcoa") quarterly earnings release. To assist readers in understanding relevant market, operational and commercial matters of the AWAC joint venture, selected information from the Alcoa Bauxite and Alumina Segments, AWAC joint venture and Alumina Limited plus other market data is attached.

Alumina Limited's CEO, Mike Ferraro, said "AWAC has maintained a strong production performance for both bauxite and alumina in the second quarter. However, Handysize freight costs have remained high over the same period which has led to subdued alumina prices and a contraction in margin.

"Despite these conditions AWAC's distributions to Alumina Limited increased to \$74.9 million (1Q 2021 \$62.0 million) for the quarter".

This ASX announcement was approved and authorised for release by Mike Ferraro, Chief Executive Officer.



Stephen Foster
Company Secretary

For investor enquiries:

Charles Smitheram
Manager – Treasury & Investor Relations
Phone: +61 3 8699 2613 / +61 412 340 047
charles.smitheram@aluminalimited.com

For media enquiries:

Tim Duncan
Hinton and Associates
Phone: +61 3 9600 1979
Mobile: +61 408 441 122

About AWAC & Alcoa's Earnings Release

Alumina Limited owns 40% of each of the AWAC entities, which form a part of the Alcoa bauxite & alumina business segments. The Alcoa aluminium business segment includes the AWAC Portland smelting operations. Any closed operations are included in Transformation & legacy pension/OPEB. Therefore, the AWAC results cannot be directly inferred from the Alcoa earnings release. Further, unlike Alumina Limited, Alcoa reports under US GAAP. All figures displayed are in US dollars unless otherwise shown.

Forward-looking statements

Neither Alumina Limited nor any other person warrants or guarantees the future performance of Alumina Limited or any return on any investment made in Alumina Limited securities. This document may contain certain forward-looking statements, including forward-looking statements within the meaning of the US Private Securities Litigation Reform Act of 1995. The words "anticipate", "aim", "believe", "expect", "project", "estimate", "forecast", "intend", "likely", "should", "could", "will", "may", "target", "plan" and other similar expressions (including indications of "objectives") are intended to identify forward-looking statements. Indications of, and guidance on, future financial position and performance and distributions, and statements regarding Alumina Limited's future developments and the market outlook, are also forward-looking statements.

Any forward-looking statements contained in this document are not guarantees of future performance. Such forward-looking statements involve known and unknown risks, uncertainties and other factors, many of which are beyond the control of Alumina Limited and its directors, officers, employees and agents that may cause actual results to differ materially from those expressed or implied in such statements. Those risks, uncertainties and other factors include (without limitation): (a) material adverse changes in global economic conditions, alumina or aluminium industry conditions or the markets served by AWAC; (b) changes in production or development costs, production levels or sales agreements; (c) changes in laws, regulations or policies; (d) changes in alumina or aluminium prices or currency exchange rates; (e) Alumina Limited does not hold a majority interest in AWAC and decisions made by majority vote may not be in the best interests of Alumina Limited; and (f) the other risk factors summarised in Alumina Limited's Annual Report 2020. Readers should not place undue reliance on forward-looking statements. Except as required by law, Alumina Limited disclaims any responsibility to update or revise any forward-looking statements to reflect any new information or any change in the events, conditions or circumstances on which a statement is based or to which it relates.

Alumina Limited

- Alcoa Corp's 2Q 2021 Bauxite and Alumina Segments' Highlights
- Market Data on Commodity Prices

Disclaimer

Summary Information

This Presentation contains summary information about the current activities of Alumina Limited (ACN 004 820 419) (**Alumina**) and its subsidiaries as at the date of this Presentation. The information in this Presentation should not be considered to be comprehensive nor to comprise all the information that a reader may require in order to make an investment decision regarding Alumina securities. This Presentation should be read in conjunction with Alumina's other periodic and continuous disclosure announcements lodged with the ASX, which are available at www.asx.com.au.

No Offer, Recommendation or Advice

This Presentation is for information purposes only and is not a prospectus, product disclosure statement or other disclosure or offering document under Australian or any other law. It does not constitute an offer, invitation or recommendation to acquire Alumina securities in any jurisdiction and neither this Presentation nor anything contained in it will form the basis of any contract or commitment. The information contained in this Presentation is not financial product advice, or any other advice, and has been prepared without taking into account any reader's investment objectives, financial circumstances or particular needs.

Forward-Looking Statements

Neither Alumina nor any other person warrants or guarantees the future performance of Alumina or any return on any investment made in Alumina securities. This Presentation may contain certain forward-looking statements, including forward-looking statements within the meaning of the US Private Securities Litigation Reform Act of 1995. The words "anticipate", "aim", "believe", "expect", "project", "estimate", "forecast", "intend", "likely", "should", "could", "will", "may", "target", "plan" and other similar expressions (including indications of "objectives") are intended to identify forward-looking statements. Indications of, and guidance on, future financial position and performance and distributions, and statements regarding Alumina's future developments and the market outlook, are also forward-looking statements.

Any forward-looking statements contained in this document are not guarantees of future performance. Such forward-looking statements involve known and unknown risks, uncertainties and other factors, many of which are beyond the control of Alumina and its directors, officers, employees and agents that may cause actual results to differ materially from those expressed or implied in such statements. Those risks, uncertainties and other factors include (without limitation): (a) material adverse changes in global economic conditions, alumina or aluminium industry conditions or the markets served by AWAC; (b) changes in production or development costs, production levels or sales agreements; (c) changes in laws, regulations or policies; (d) changes in alumina or aluminium prices or currency exchange rates; (e) Alumina Limited does not hold a majority interest in AWAC and decisions made by majority vote may not be in the best interests of Alumina Limited; and (f) the other risk factors summarised in Alumina's Annual Report 2020. Readers should not place undue reliance on forward-looking statements. Except as required by law, Alumina disclaims any responsibility to update or revise any forward-looking statements to reflect any new information or any change in the events, conditions or circumstances on which a statement is based or to which it relates.

Key Risks

Certain key risks that may affect Alumina, its financial and operating performance and the accuracy of any forward-looking statements contained in this Presentation include (without limitation): (a) material adverse changes in global economic conditions, alumina or aluminium industry conditions or the markets served by AWAC; (b) changes in production or development costs, production levels or sales agreements; (c) changes in laws, regulations or policies; (d) changes in alumina or aluminium prices or currency exchange rates; (e) Alumina Limited does not hold a majority interest in AWAC and decisions made by majority vote may not be in the best interests of Alumina Limited; and (f) the other risk factors summarised in Alumina's Annual Report 2020.

Past Performance

Past performance information contained in this Presentation is given for illustrative purposes only and should not be relied upon as (and is not) an indication of future performance.

No Liability

The information contained in this Presentation has been prepared in good faith and with due care but no representation or warranty, express or implied, is provided as to the currency, accuracy, reliability or completeness of that information.

To the maximum extent permitted by law, Alumina and its directors, officers, employees and agents, and any other person involved in the preparation of this Presentation, exclude and disclaim all liability for any expenses, losses or costs incurred by any person arising out of or in connection with the information contained in this Presentation being inaccurate or incomplete in any way for any reason, whether by negligence or otherwise.

Highlights

Alcoa Segments	2Q 2021	1Q 2021	Selected Highlights
Adjusted EBITDA Total: – Alcoa Alumina Segment – Alcoa Bauxite Segment	\$124m \$41m	\$227m \$59m	<ul style="list-style-type: none"> Alumina: One month lagged API price lower by 7%, unfavourable currency movements and higher maintenance costs. Bauxite: Lower bauxite intersegment transfer price EBITDA margins include intersegment transfer price
Adjusted EBITDA Margin: – Alcoa Alumina Segment – Alcoa Bauxite Segment	12.0% 18.8%	20.2% 24.3%	
AWAC	2Q 2021	1Q 2021	Comments
Production: – AWAC Refining Business (Million t) – AWAC Mining Business (Million bone dry tonnes – “bd”)	3.2 11.5	3.2 11.3	<ul style="list-style-type: none"> Refining / Mining: Includes CBG/MRN and excludes Ma’aden. Refer to slide 10 (including footnote 4) for further details. Cash Cost includes bauxite at cost: Slightly higher due to higher fuel prices and increased maintenance Realised Price: Lower by 5% which is better than one-month lagged API due to better price mix of contracts.
Alumina Cost and Price: – Cash Cost (\$/t production) – Realised Price (\$/t shipments)	\$231 \$282	\$229 \$298	
Alumina Limited	2Q 2021	1Q 2021	Comments
AWAC Net Distributions: – Alumina Limited Receipts – Alumina Limited Contributions	\$74.9m Nil	\$62.0m Nil	<ul style="list-style-type: none"> As previously announced net distributions received during 1H 2021 included \$30m - \$35m of benefit from the AofA tax shield
Net Debt – Period End:	\$5.7m	\$77.6m	

AWAC 2021 Distribution Calendar

(Related to Alumina Limited Interim and Final Dividend 2021)

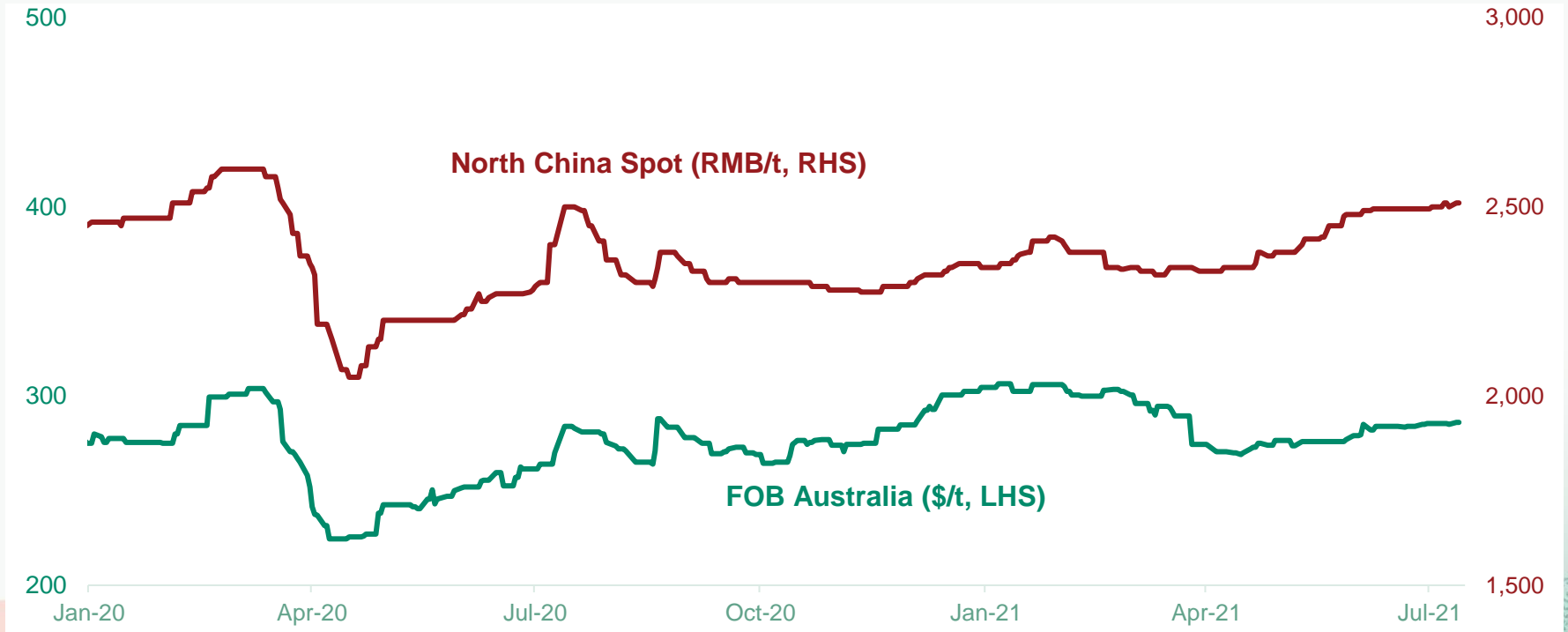
(US\$m)

2021: No later than	Relevant AWAC Entities	Description	Distributions from AWAC ^[1]	Contributions to AWAC ^[1]	Related to Alumina's
20 January	All	50% of each entity's US GAAP Net Income (if positive) for 4Q of previous year	14.8	N/a	2021 Interim Dividend
20 February	All except AWA LLC	Available Cash of each entity as at 31 January	47.1	N/a	2021 Interim Dividend
31 March	All	Working Capital Contributions	N/a	(Nil)	2021 Interim Dividend
20 April	All	50% of each entity's US GAAP Net Income (if positive) for 1Q	21.0	N/a	2021 Interim Dividend
20 May	All except AWA LLC	Available Cash of each entity as at 30 April	53.3	N/a	2021 Interim Dividend
30 June	All	Working Capital Contributions	N/a	(Nil)	2021 Interim Dividend
20 July	All	50% of each entity's US GAAP Net Income (if positive) for 2Q	16.0	N/a	2021 Final Dividend
20 August	All except AWA LLC	Available Cash of each entity as at 31 July	TBA	N/a	2021 Final Dividend
30 September	All	Working Capital Contributions	N/a	(TBA)	2021 Final Dividend
20 October	All	50% of each entity's US GAAP Net Income (if positive) for 3Q	TBA	N/a	2021 Final Dividend
20 November	All except AWA LLC	Available Cash of each entity as at 31 October	TBA	N/a	2021 Final Dividend
31 December	All	Working Capital Contributions	N/a	(TBA)	2021 Final Dividend

[1] Alumina Limited 40% share

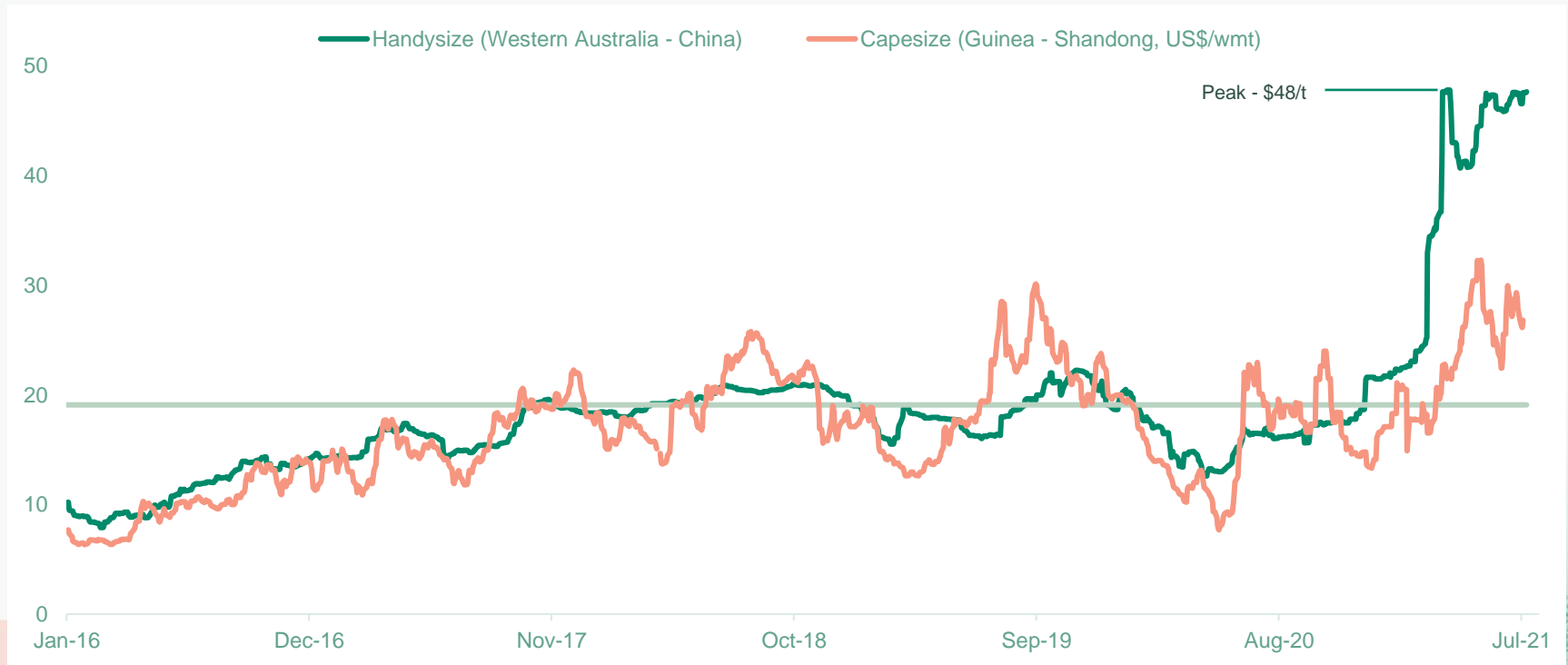
API & China Alumina Prices

API edging up alongside Chinese price due to higher Chinese production costs



Dry Bulk Freight (\$/t)

Handysize freight costs (which reduce the Chinese alumina import parity price) remain at elevated levels. Capesize freight costs for seaborne bauxite also remain elevated.



Spot Alumina & Implied LME Linkage

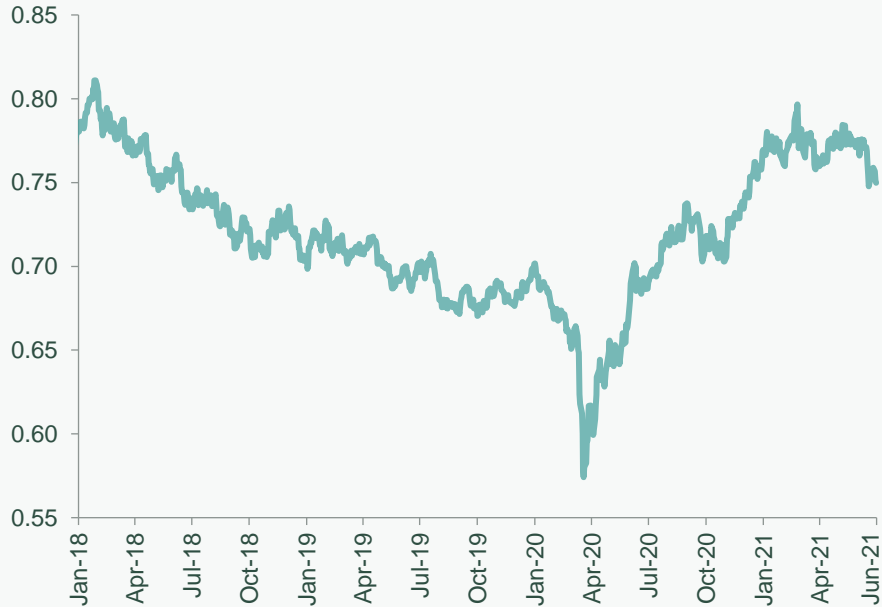


Sources: Alumina: S & P Global Platts, July 2021. LME Aluminium: Thomson Reuters, July 2021

Commodity prices in this slide pack are based on published market prices and may not equate to actual pricing under AWAC contracts

Foreign Exchange

AUD/USD



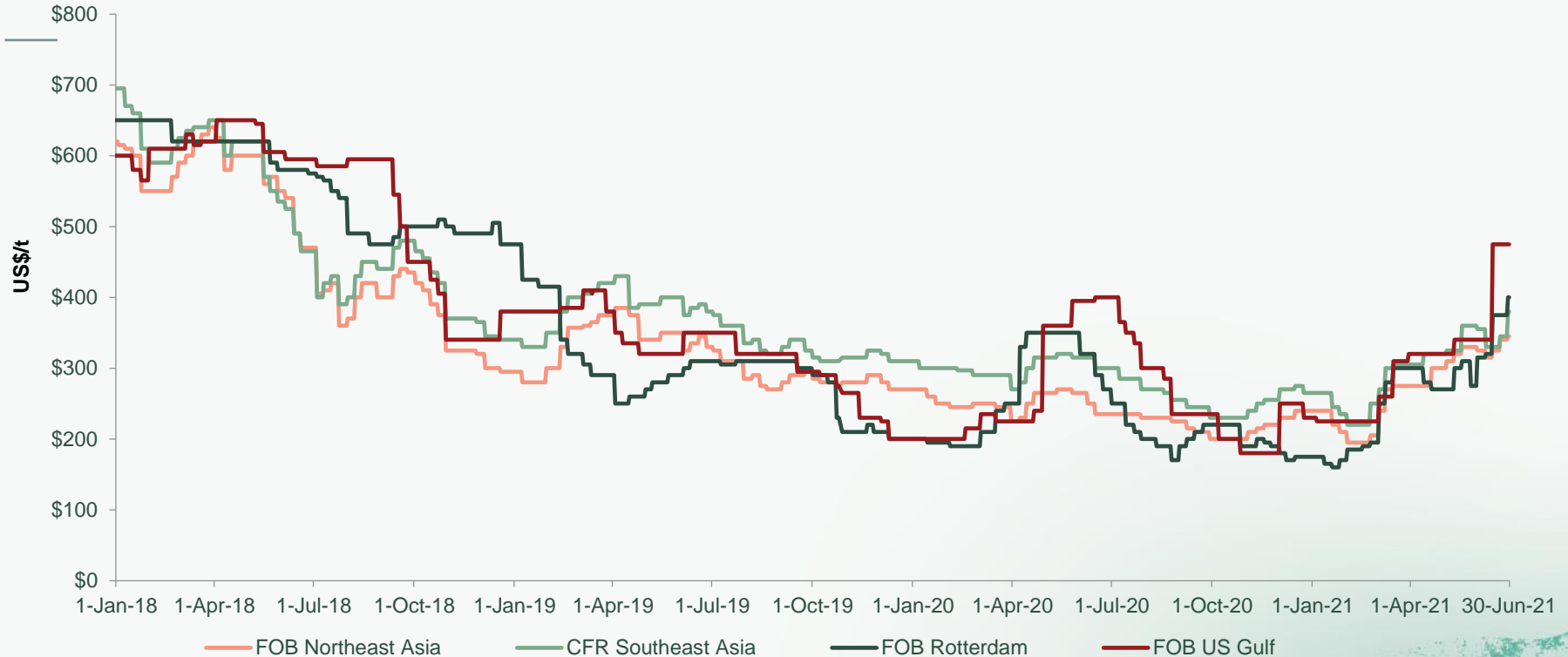
BRL/USD



Source: Thomson Reuters, July 2021

Commodity prices in this slide pack are based on published market prices and may not equate to actual pricing under AWAC contracts

Caustic Soda Prices



Source: S & P Global Platts, July 2021

Commodity prices in this slide pack are based on published market prices and may not equate to actual pricing under AWAC contracts

AWAC Financial Statements

Equity interests disclosure

	AWAC Financial Statements			Equity Share of Production 2Q 2021	Equity Share of Production 1Q 2021
	Revenue	COGS	Other Income / Expense		
CBG Bauxite Mine	✓ ¹	✓ ¹		877k bdt ³	849k bdt ³
MRN Bauxite Mine	✓ ¹	✓ ¹		295k bdt ³	217k bdt ³
Ma'aden Al Ba'itha Bauxite Mine			✓ ²	296k bdt ⁴	281k bdt ⁴
Ma'aden Ras Al Khair Refinery			✓ ²	121k t ⁴	112k t ⁴

¹ Bauxite is purchased at the partner price and recorded in COGS. Third party bauxite sales are recorded in Revenue. The equity accounted share of CBG and MRN's profit or loss is recorded in COGS

² AWAC's equity accounted share of Ma'aden's profit and loss is recognised in Other Income/Expense

³ Based on the terms of its bauxite supply contracts, AWAC's bauxite purchases from the MRN and CBG, differ from their equity share of production in those mines

⁴ Given that Ma'aden's results do not flow through AWAC's Revenue or COGS, its production is not included in AWAC's total Production, Realised Price, or Cash Cost. Ma'aden mine is fully integrated with the Ma'aden refinery. If the Ma'aden Cash Cost or Realised Price was included in the relevant AWAC calculation it would not have a material impact.