

ASX Announcement

15 October 2020

Alcoa Corp Third Quarter 2020 Earnings Release

Alumina Limited (ASX: AWC) notes Alcoa Corp's ("Alcoa") quarterly earnings release. To assist readers in understanding relevant market, operational and commercial matters of the AWAC joint venture, selected information from the Alcoa Bauxite and Alumina Segments, AWAC joint venture and Alumina Limited plus other market data is attached.

Alumina Limited's CEO, Mike Ferraro, said "Building on last quarter's record daily alumina production, the current AWAC system produced a record total production for the quarter, driven by increased plant stability. The joint venture continues to focus on the safety of AWAC employees and the wider communities.

The alumina price is currently \$274/t amid continuing signs of a promising economic recovery in China and higher LME aluminium prices. However, COVID case numbers in many countries have started to increase again and the economic impact of the continuing pandemic remains unclear."

This ASX announcement was approved and authorised for release by Mike Ferraro, Chief Executive Officer.


About AWAC & Alcoa's Earnings Release

Alumina Limited owns 40% of each of the AWAC entities, which form a part of the Alcoa bauxite & alumina business segments. The Alcoa aluminium business segment includes the AWAC Portland smelting operations. The operating Afobaka power station and closed operations are included in Transformation & legacy pension/OPEB. Therefore, the AWAC results cannot be directly inferred from the Alcoa earnings release. Further, unlike Alumina Limited, Alcoa reports under US GAAP. All figures displayed are in US dollars unless otherwise shown.

Forward-looking statements

Neither Alumina Limited nor any other person warrants or guarantees the future performance of Alumina Limited or any return on any investment made in Alumina Limited securities. This document may contain certain forward-looking statements, including forward-looking statements within the meaning of the US Private Securities Litigation Reform Act of 1995. The words "anticipate", "aim", "believe", "expect", "project", "estimate", "forecast", "intend", "likely", "should", "could", "will", "may", "target", "plan" and other similar expressions (including indications of "objectives") are intended to identify forward-looking statements. Indications of, and guidance on, future financial position and performance and distributions, and statements regarding Alumina Limited's future developments and the market outlook, are also forward-looking statements.

Any forward-looking statements contained in this document are not guarantees of future performance. Such forward-looking statements involve known and unknown risks, uncertainties and other factors, many of which are beyond the control of Alumina Limited and its directors, officers, employees and agents that may cause actual results to differ materially from those expressed or implied in such statements. Those risks, uncertainties and other factors include (without limitation): (a) material adverse changes in global economic conditions, alumina or aluminium industry conditions or the markets served by AWAC; (b) changes in production or development costs, production levels or sales agreements; (c) changes in laws, regulations or policies; (d) changes in alumina or aluminium prices or currency exchange rates; (e) Alumina Limited does not hold a majority interest in AWAC and decisions made by majority vote may not be in the best interests of Alumina Limited; and (f) the other risk factors summarised in Alumina Limited's Annual Report 2019. Readers should not place undue reliance on forward-looking statements. Except as required by law, Alumina Limited disclaims any responsibility to update or revise any forward-looking statements to reflect any new information or any change in the events, conditions or circumstances on which a statement is based or to which it relates.



Stephen Foster
Company Secretary

For investor enquiries:

Charles Smitheram
Manager – Treasury & Investor Relations
Phone: +61 3 8699 2613 / +61 412 340 047
charles.smitheram@aluminalimited.com

For media enquiries:

Tim Duncan
Hinton and Associates
Phone: +61 3 9600 1979
Mobile: +61 408 441 122

Alumina Limited

- Alcoa Corp's 3Q 2020 Bauxite and Alumina Segments' highlights
- Market data on commodity prices

ALUMINA
LIMITED



Disclaimer

Summary Information

This Presentation contains summary information about the current activities of Alumina Limited (ACN 004 820 419) (**Alumina**) and its subsidiaries as at the date of this Presentation. The information in this Presentation should not be considered to be comprehensive nor to comprise all the information that a reader may require in order to make an investment decision regarding Alumina securities. This Presentation should be read in conjunction with Alumina's other periodic and continuous disclosure announcements lodged with the ASX, which are available at www.asx.com.au.

No Offer, Recommendation or Advice

This Presentation is for information purposes only and is not a prospectus, product disclosure statement or other disclosure or offering document under Australian or any other law. It does not constitute an offer, invitation or recommendation to acquire Alumina securities in any jurisdiction and neither this Presentation nor anything contained in it will form the basis of any contract or commitment. The information contained in this Presentation is not financial product advice, or any other advice, and has been prepared without taking into account any reader's investment objectives, financial circumstances or particular needs.

Forward-Looking Statements

Neither Alumina nor any other person warrants or guarantees the future performance of Alumina or any return on any investment made in Alumina securities. This Presentation may contain certain forward-looking statements, including forward-looking statements within the meaning of the US Private Securities Litigation Reform Act of 1995. The words "anticipate", "aim", "believe", "expect", "project", "estimate", "forecast", "intend", "likely", "should", "could", "will", "may", "target", "plan" and other similar expressions (including indications of "objectives") are intended to identify forward-looking statements. Indications of, and guidance on, future financial position and performance and distributions, and statements regarding Alumina's future developments and the market outlook, are also forward-looking statements.

Any forward-looking statements contained in this document are not guarantees of future performance. Such forward-looking statements involve known and unknown risks, uncertainties and other factors, many of which are beyond the control of Alumina and its directors, officers, employees and agents that may cause actual results to differ materially from those expressed or implied in such statements. Those risks, uncertainties and other factors include (without limitation): (a) material adverse changes in global economic conditions, alumina or aluminium industry conditions or the markets served by AWAC; (b) changes in production or development costs, production levels or sales agreements; (c) changes in laws, regulations or policies; (d) changes in alumina or aluminium prices or currency exchange rates; (e) Alumina Limited does not hold a majority interest in AWAC and decisions made by majority vote may not be in the best interests of Alumina Limited; and (f) the other risk factors summarised in Alumina's Annual Report 2019. Readers should not place undue reliance on forward-looking statements. Except as required by law, Alumina disclaims any responsibility to update or revise any forward-looking statements to reflect any new information or any change in the events, conditions or circumstances on which a statement is based or to which it relates.

Key Risks

Certain key risks that may affect Alumina, its financial and operating performance and the accuracy of any forward-looking statements contained in this Presentation include (without limitation): (a) material adverse changes in global economic conditions, alumina or aluminium industry conditions or the markets served by AWAC; (b) changes in production or development costs, production levels or sales agreements; (c) changes in laws, regulations or policies; (d) changes in alumina or aluminium prices or currency exchange rates; (e) Alumina Limited does not hold a majority interest in AWAC and decisions made by majority vote may not be in the best interests of Alumina Limited; and (f) the other risk factors summarised in Alumina's Annual Report 2019.

Past Performance

Past performance information contained in this Presentation is given for illustrative purposes only and should not be relied upon as (and is not) an indication of future performance.

No Liability

The information contained in this Presentation has been prepared in good faith and with due care but no representation or warranty, express or implied, is provided as to the currency, accuracy, reliability or completeness of that information.

To the maximum extent permitted by law, Alumina and its directors, officers, employees and agents, and any other person involved in the preparation of this Presentation, exclude and disclaim all liability for any expenses, losses or costs incurred by any person arising out of or in connection with the information contained in this Presentation being inaccurate or incomplete in any way for any reason, whether by negligence or otherwise.

Highlights

Alcoa Segments	3Q 2020	2Q 2020	Selected Highlights
Adjusted EBITDA Total:			<ul style="list-style-type: none"> Alumina: Higher API by 5% and increased sales volumes partially offset by higher Australian dollar and energy costs. Bauxite: Lower due to the appreciation of the Australian dollar.
- Alcoa Alumina Segment	\$119m	\$88m	
- Alcoa Bauxite Segment	\$124m	\$131m	
Adjusted EBITDA Margin:			
- Alcoa Alumina Segment	11.6%	9.9%	
- Alcoa Bauxite Segment	42.5%	42.1%	

AWAC	3Q 2020	2Q 2020	Comments
Production:			<ul style="list-style-type: none"> Refining/Mining: Includes CBG/MRN and excludes Ma'aden. Refer to slide 8 (including footnote 4) for further details. Cash Cost includes bauxite at cost: Higher due to impact of Australian dollar and previously announced Western Australia higher priced gas contracts. Record year to date bauxite production for AWAC operated mines and record quarterly production for AWAC refineries. Realised Price: Reflects 5% increase in API. The ATO has issued to AofA its preliminary position on the penalties the ATO proposes to impose in relation to the AofA amended assessments. The ATO proposes penalties of approximately A\$128 million. The ATO has given AofA the opportunity to respond to the ATO's preliminary position, after which it may issue penalty notices. The Company understands that AofA will defend its position in relation to any penalties imposed.
- AWAC Refining Business (mt)	3.3	3.2	
- AWAC Mining Business (mbdt)	11.5	11.6	
Alumina Cost and Price:			
- Cash Cost (\$/t production)	\$204	\$188	
- Realised Price (\$/t shipments)	\$269	\$252	

Alumina Limited	Post 30/09/20	3Q 2020	2Q 2020	Comments
AWAC Net Distributions:				<ul style="list-style-type: none"> Distributions in 3Q were lower as 2Q had benefitted from the flow on effect of higher margins in 1Q. As well AofA was required to make a partial payment to the ATO which reduced available cash for distribution.
- Alumina Limited Receipts	\$17.1m	\$46.3m	\$75.0m	
- Alumina Limited Contributions	Nil	(\$8.0m)	(\$16.4m)	
Net Debt – Period End	N/a	\$98.7m	\$77.4m	

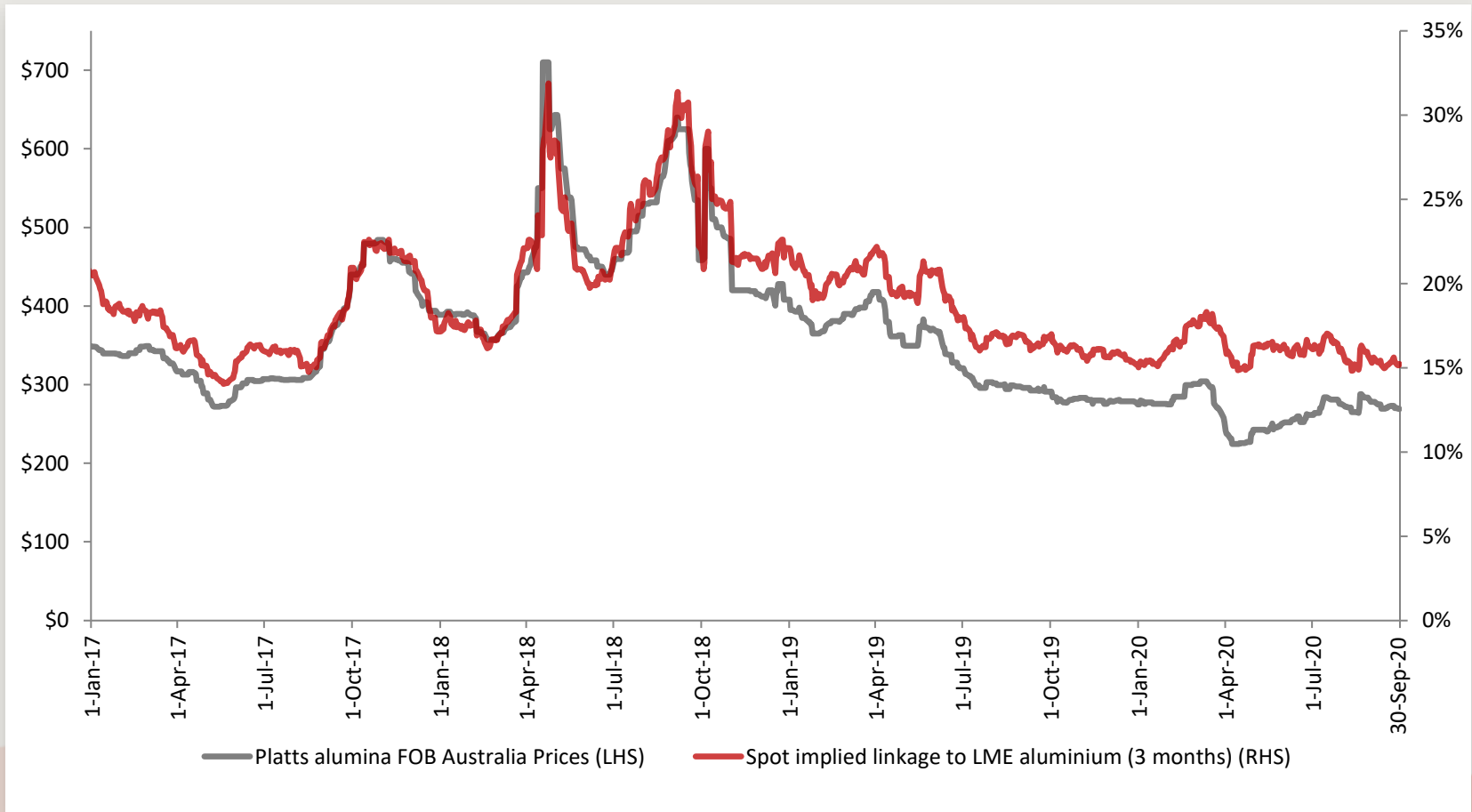
AWAC 2020 distribution calendar (US\$m)

2020: No later than	Relevant AWAC Entities	Description	Distributions from AWAC ^[1]	Contributions to AWAC ^[1]	Included In Alumina's
20 January	All	50% of each entity's US GAAP Net Income (if positive) for 4Q of the previous calendar year	\$27.6	N/A	2019 Final Dividend / 2020 Interim Dividend
20 February	All except AWA LLC	Available Cash of each entity as at 31 January	\$3.7	N/A	2019 Final Dividend / 2020 Interim Dividend
31 March	All	Working Capital Contributions	N/A	Nil	2020 Interim Dividend
20 April	All	50% of each entity's US GAAP Net Income (if positive) for 1Q	\$33.8	N/A	2020 Interim Dividend
20 May	All except AWA LLC	Available Cash of each entity as at 30 April	\$41.1	N/A	2020 Interim Dividend
30 June	All	Working Capital Contributions	N/A	(16.4)	2020 Interim Dividend
20 July	All	50% of each entity's US GAAP Net Income (if positive) for 2Q	\$18.6	N/A	2020 Final Dividend
20 August	All except AWA LLC	Available Cash of each entity as at 31 July	\$27.7	N/A	2020 Final Dividend
30 September	All	Working Capital Contributions	N/A	(8.0)	2020 Final Dividend
20 October	All	50% of each entity's US GAAP Net Income (if positive) for 3Q	\$17.1	N/A	2020 Final Dividend
20 November	All except AWA LLC	Available Cash of each entity as at 31 October	TBA	N/A	2020 Final Dividend
31 December	All	Working Capital Contributions	N/A	(TBA)	2020 Final Dividend

As from the 2020 Interim Dividend, the applicable period for AWAC Net Distributions used in the calculation of dividends is based on calendar half-years and does not include any distributions after the close of the period.

[1] Alumina Limited's 40% share

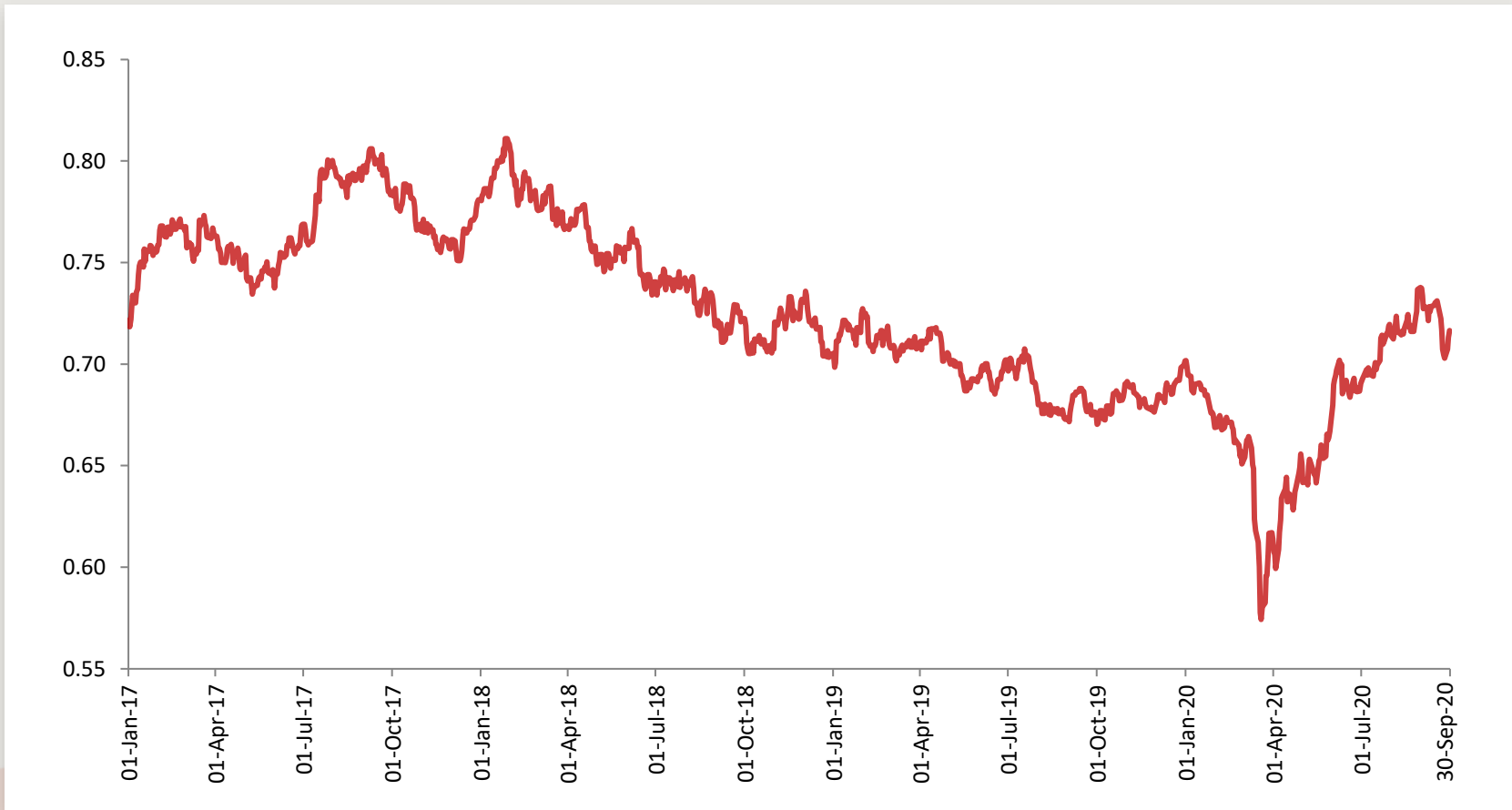
Spot alumina & implied linkage



Sources: Alumina: S & P Global Platts, October 2020. LME Aluminium: Thomson Reuters, October 2020

Commodity prices in this slide pack are based on published market prices and may not equate to actual pricing under AWAC contracts

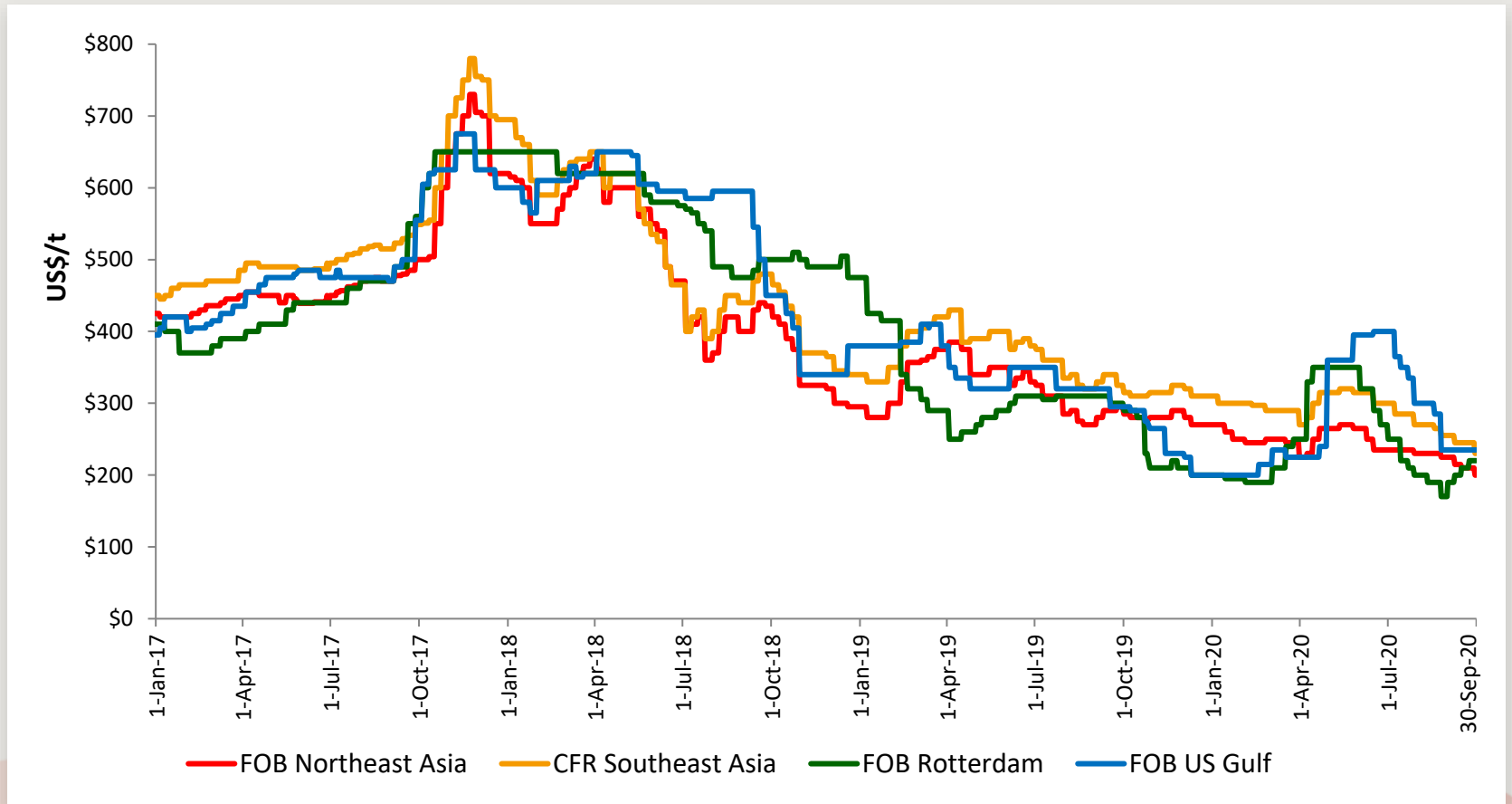
Foreign exchange – AUD/USD



Source: Thomson Reuters, October 2020

Commodity prices in this slide pack are based on published market prices and may not equate to actual pricing under AWAC contracts

Caustic soda



Source: S & P Global Platts, October 2020

Commodity prices in this slide pack are based on published market prices and may not equate to actual pricing under AWAC contracts

AWAC Financial Statements

Equity Interests' Disclosure

	AWAC Financial Statements			Equity Share of production 3Q 2020
	Revenue	COGS	Other Income /Expense	
CBG bauxite mine	✓ ¹	✓ ¹		791k bdt³
MRN bauxite mine	✓ ¹	✓ ¹		281k bdt³
Ma'aden Al Ba'itha Bauxite mine			✓ ²	262k bdt⁴
Ma'aden Ras Al Khair refinery			✓ ²	120k t⁴

¹ Bauxite is purchased at the partner price and recorded in COGS. Third party bauxite sales are recorded in Revenue. The equity accounted share of CBG and MRN's profit or loss is recorded in COGS

² AWAC's equity accounted share of Ma'aden's profit and loss is recognised in Other Income/Expense

³ Based on the terms of its bauxite supply contracts, AWAC's bauxite purchases from the MRN and CBG, differ from their equity share of production in those mines

⁴ Given that Ma'aden's results do not flow through AWAC's Revenue or COGS, its production is not included in AWAC's total Production, Realised Price, or Cash Cost. Ma'aden mine is fully integrated with the Ma'aden refinery. If the Ma'aden Cash Cost or Realised Price was included in the relevant AWAC calculation it would not have a material impact.