

Presentation at MB Fastmarkets International Aluminium Conference 23 – 25 September 2019

Attached is a copy of a presentation prepared by Mr Andrew Wood, Group Executive Strategy and Development, Alumina Limited, and delivered at the MB Fastmarkets International Aluminium Conference held in Athens Greece on 24 September 2019.

Neither Alumina nor any other person warrants or guarantees the future performance of Alumina or any return on any investment made in Alumina securities. This document may contain certain forward-looking statements, including forward-looking statements within the meaning of the US Private Securities Litigation Reform Act of 1995. The words "anticipate", "aim", "believe", "expect", "project", "estimate", "forecast", "intend", "likely", "should", "could", "will", "may", "target", "plan" and other similar expressions (including indications of "objectives") are intended to identify forward-looking statements. Indications of, and guidance on, future financial position and performance and distributions, and statements regarding Alumina's future developments and the market outlook, are also forward-looking statements.

Any forward-looking statements contained in this document are not guarantees of future performance. Such forward-looking statements involve known and unknown risks, uncertainties and other factors, many of which are beyond the control of Alumina and its directors, officers, employees and agents that may cause actual results to differ materially from those expressed or implied in such statements. Those risks, uncertainties and other factors include (without limitation): (a) material adverse changes in global economic conditions, alumina or aluminium industry conditions or the markets served by AWAC; (b) changes in production or development costs, production levels or sales agreements; (c) changes in laws, regulations or policies; (d) changes in alumina or aluminium prices or currency exchange rates; (e) Alumina Limited does not hold a majority interest in AWAC and decisions made by majority vote may not be in the best interests of Alumina Limited; and (f) the other risk factors summarised in Alumina's Annual Report 2018. Readers should not place undue reliance on forward-looking statements. Except as required by law, Alumina disclaims any responsibility to update or revise any forward-looking statements to reflect any new information or any change in the events, conditions or circumstances on which a statement is based or to which it relates.

This presentation contains certain non-IFRS financial information. This information is presented to assist in making appropriate comparisons with prior year and to assess the operating performance of the business. Where non-IFRS measures are used, definition of the measure, calculation method and/or reconciliation to IFRS financial information is provided as appropriate or can be found in the Alumina Limited's ASX Full-Year Report for the period ended 31 December 2018.



Stephen Foster
Company Secretary

For investor enquiries:

Charles Smitheram
Manager – Treasury & Investor
Relations

Phone: +61 3 8699 2613

charles.smitheram@aluminalimited.com

For media enquiries:

Tim Duncan
Hinton and Associates

Phone: +61 3 9600 1979

Mobile: +61 408 441 122

International Aluminium 2019

23 - 25 September 2019
Grand Hyatt Athens, Athens, Greece



ALUMINA
LIMITED

Global Bauxite Industry Update

Andrew Wood
Group Executive – Strategy & Development
Alumina Limited



Disclaimer

Summary Information

This Presentation contains summary information about the current activities of Alumina Limited (ACN 004 820 419) (**Alumina**) and its subsidiaries as at the date of this Presentation. The information in this Presentation should not be considered to be comprehensive nor to comprise all the information that a reader may require in order to make an investment decision regarding Alumina securities. This Presentation should be read in conjunction with Alumina's other periodic and continuous disclosure announcements lodged with the ASX, which are available at www.asx.com.au.

No Offer, Recommendation or Advice

This Presentation is for information purposes only and is not a prospectus, product disclosure statement or other disclosure or offering document under Australian or any other law. It does not constitute an offer, invitation or recommendation to acquire Alumina securities in any jurisdiction and neither this Presentation nor anything contained in it will form the basis of any contract or commitment. The information contained in this Presentation is not financial product advice, or any other advice, and has been prepared without taking into account any reader's investment objectives, financial circumstances or particular needs.

Forward-Looking Statements

Neither Alumina nor any other person warrants or guarantees the future performance of Alumina or any return on any investment made in Alumina securities. This Presentation may contain certain forward-looking statements, including forward-looking statements within the meaning of the US Private Securities Litigation Reform Act of 1995. The words "anticipate", "aim", "believe", "expect", "project", "estimate", "forecast", "intend", "likely", "should", "could", "will", "may", "target", "plan" and other similar expressions (including indications of "objectives") are intended to identify forward-looking statements. Indications of, and guidance on, future financial position and performance and distributions, and statements regarding Alumina's future developments and the market outlook, are also forward-looking statements.

Any forward-looking statements contained in this Presentation are not guarantees of future performance. Such forward-looking statements involve known and unknown risks (including the key risks referred to below), uncertainties and other factors, many of which are beyond the control of Alumina and its directors, officers, employees and agents, that may cause actual results to differ materially from those expressed or implied in such statements. Readers should not place undue reliance on forward-looking statements. Except as required by law, Alumina disclaims any responsibility to update or revise any forward-looking statements to reflect any new information or any change in the events, conditions or circumstances on which a statement is based or to which it relates.

Key Risks

Certain key risks that may affect Alumina, its financial and operating performance and the accuracy of any forward-looking statements contained in this Presentation include (without limitation): (a) material adverse changes in global economic conditions, alumina or aluminium industry conditions or the markets served by AWAC; (b) changes in production or development costs, production levels or sales agreements; (c) changes in laws, regulations or policies; (d) changes in alumina or aluminium prices or currency exchange rates; (e) Alumina Limited does not hold a majority interest in AWAC and decisions made by majority vote may not be in the best interests of Alumina Limited; and (f) the other risk factors summarised in Alumina's Annual Report 2018.

Past Performance

Past performance information contained in this Presentation is given for illustrative purposes only and should not be relied upon as (and is not) an indication of future performance.

Financial Data

All dollar values in this Presentation are in United States dollars (US\$) unless otherwise stated.

Certain financial data included in this Presentation is "non-IFRS financial information" under Australian Securities and Investments Commission Regulatory Guide 230: "Disclosing non-IFRS financial information". Alumina believes the non-IFRS financial information provides useful information to users in comparing prior periods and in assessing the financial performance and condition of Alumina. The non-IFRS financial information does not have a standardised meaning prescribed by Australian Accounting Standards and, therefore, may not be comparable to similarly titled measures presented by other entities, nor should the information be construed as an alternative to other financial measures determined in accordance with Australian Accounting Standards. Readers are cautioned, therefore, not to place undue reliance on any non-IFRS financial information contained in this Presentation. Where non-IFRS financial measures are contained in this Presentation, the definition of the relevant measure, its calculation method and/or a reconciliation to IFRS financial information is provided in this Presentation as appropriate or can be found in Alumina's ASX Full-Year Preliminary Report (Appendix 4E).

No Liability

The information contained in this Presentation has been prepared in good faith and with due care but no representation or warranty, express or implied, is provided as to the currency, accuracy, reliability or completeness of that information.

To the maximum extent permitted by law, Alumina and its directors, officers, employees and agents, and any other person involved in the preparation of this Presentation, exclude and disclaim all liability for any expenses, losses or costs incurred by any person arising out of or in connection with the information contained in this Presentation being inaccurate or incomplete in any way for any reason, whether by negligence or otherwise.

AWAC Joint Venture (Alumina Limited 40% interest)

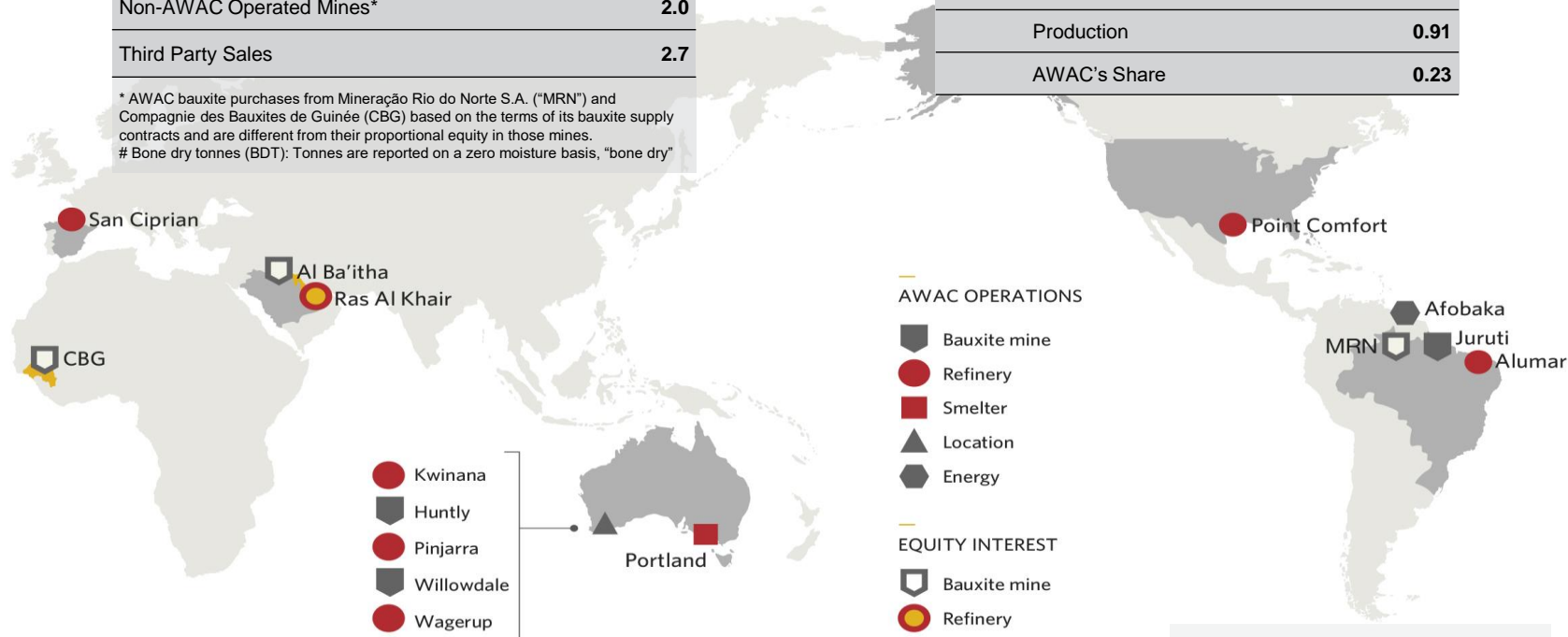
BAUXITE PRODUCTION (million BDT#)

	1H 2019
AWAC Operated Mines	19.9
Non-AWAC Operated Mines*	2.0
Third Party Sales	2.7

* AWAC bauxite purchases from Mineração Rio do Norte S.A. ("MRN") and Compagnie des Bauxites de Guinée (CBG) based on the terms of its bauxite supply contracts and are different from their proportional equity in those mines.
Bone dry tonnes (BDT): Tonnes are reported on a zero moisture basis, "bone dry"

ALUMINA PRODUCTION (million tonnes)

	1H 2019
AWAC Operated Refineries	6.2
Ma'aden Joint Venture	
Production	0.91
AWAC's Share	0.23



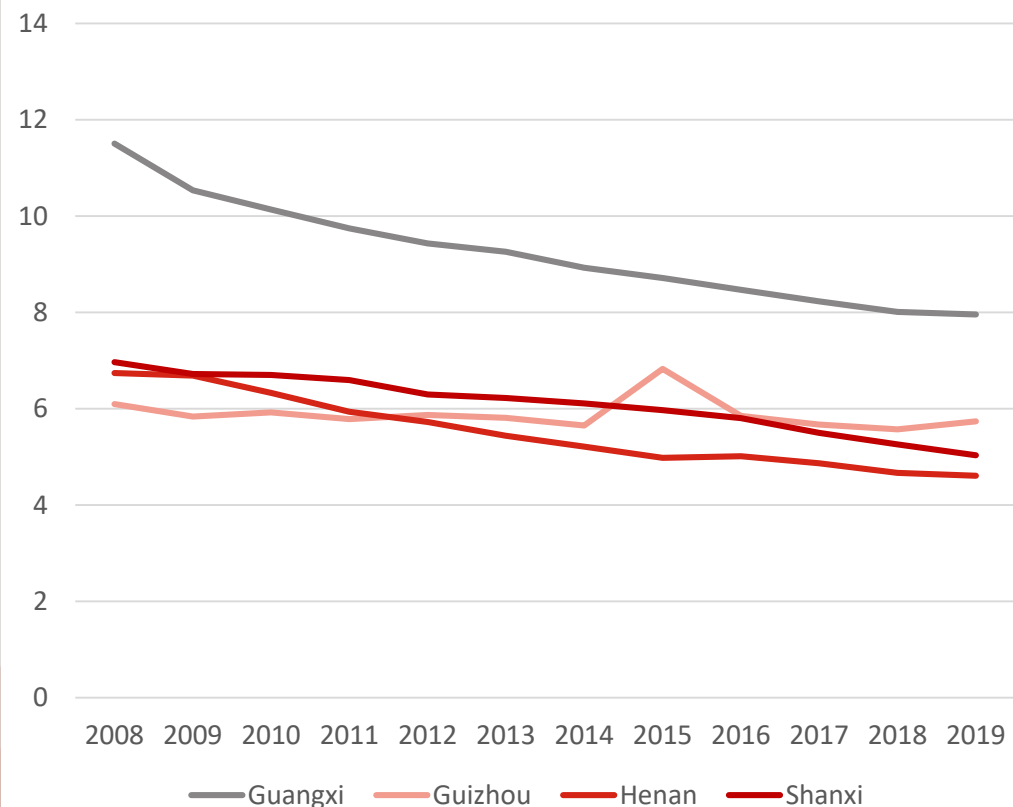
Alumina Limited net profit after tax of \$211 million (1H 2019)

2019 forecast third party bauxite sales 6.2 million BDT

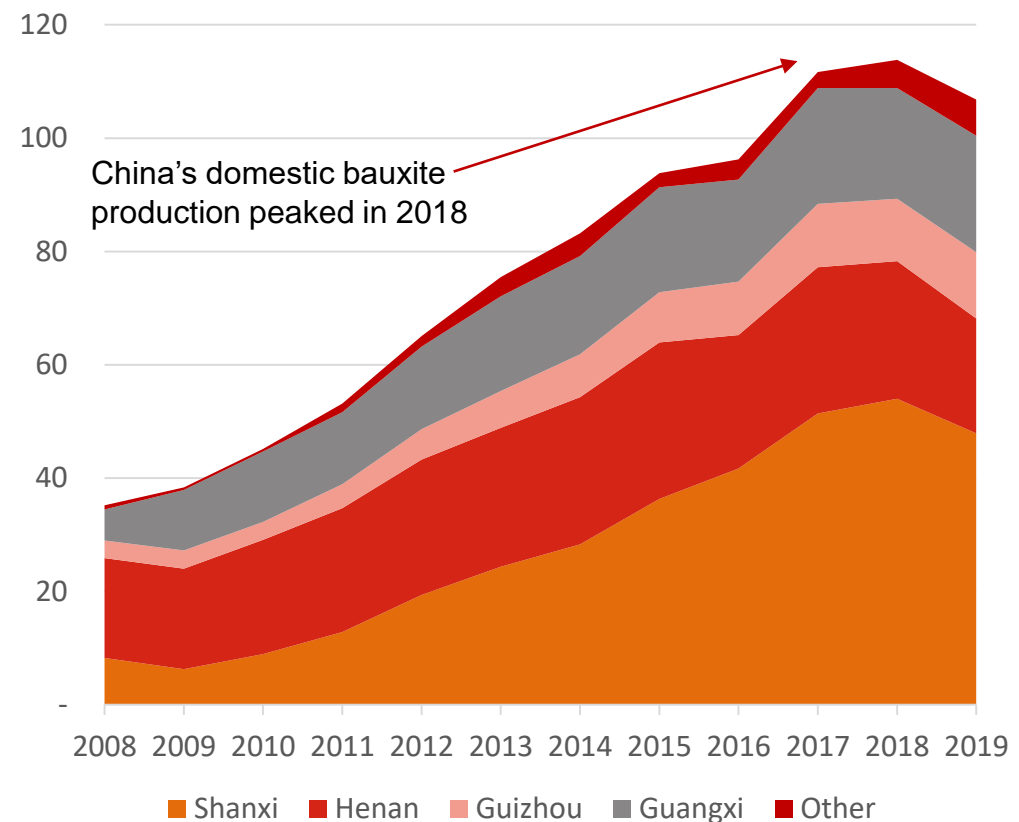
AWAC average alumina cash cost of production is \$218/t (1H 2019): lowest quartile global cash cost curve

Chinese domestic bauxite output peaked in 2018 – now declining on depleting reserves, lower grades and environmental constraints

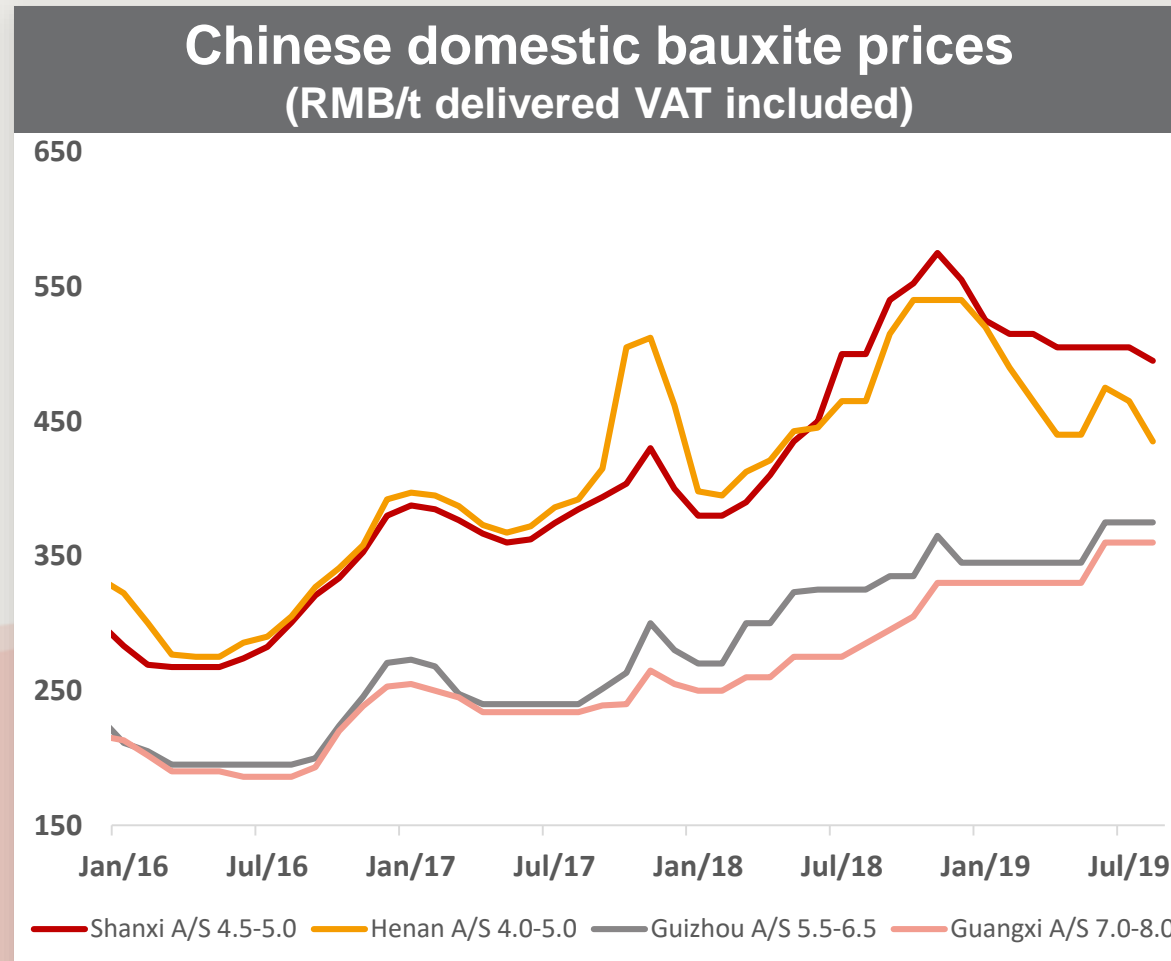
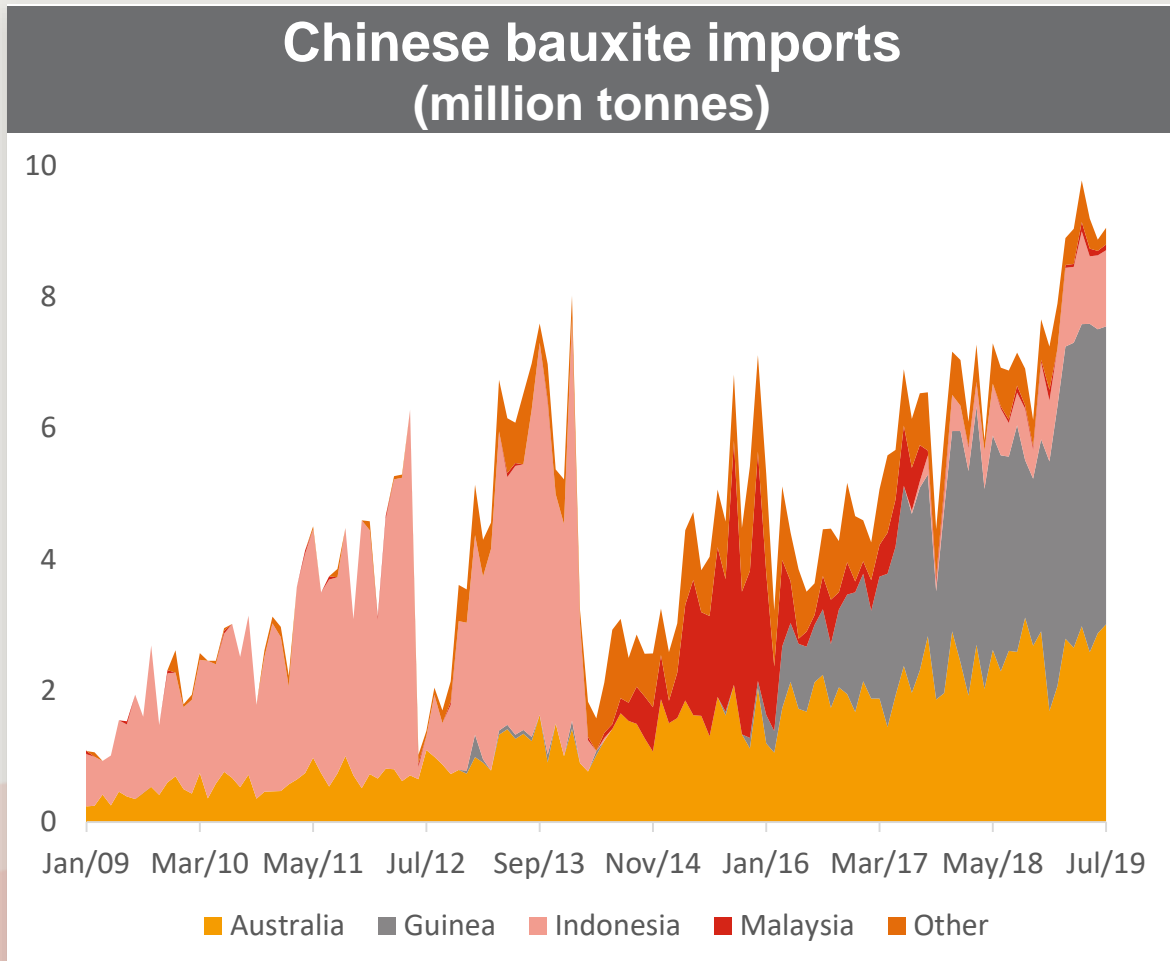
Domestic bauxite grades (alumina to silica ratio) near uneconomic level in Henan, Shanxi



Historical Chinese domestic bauxite production (million dry tonnes)

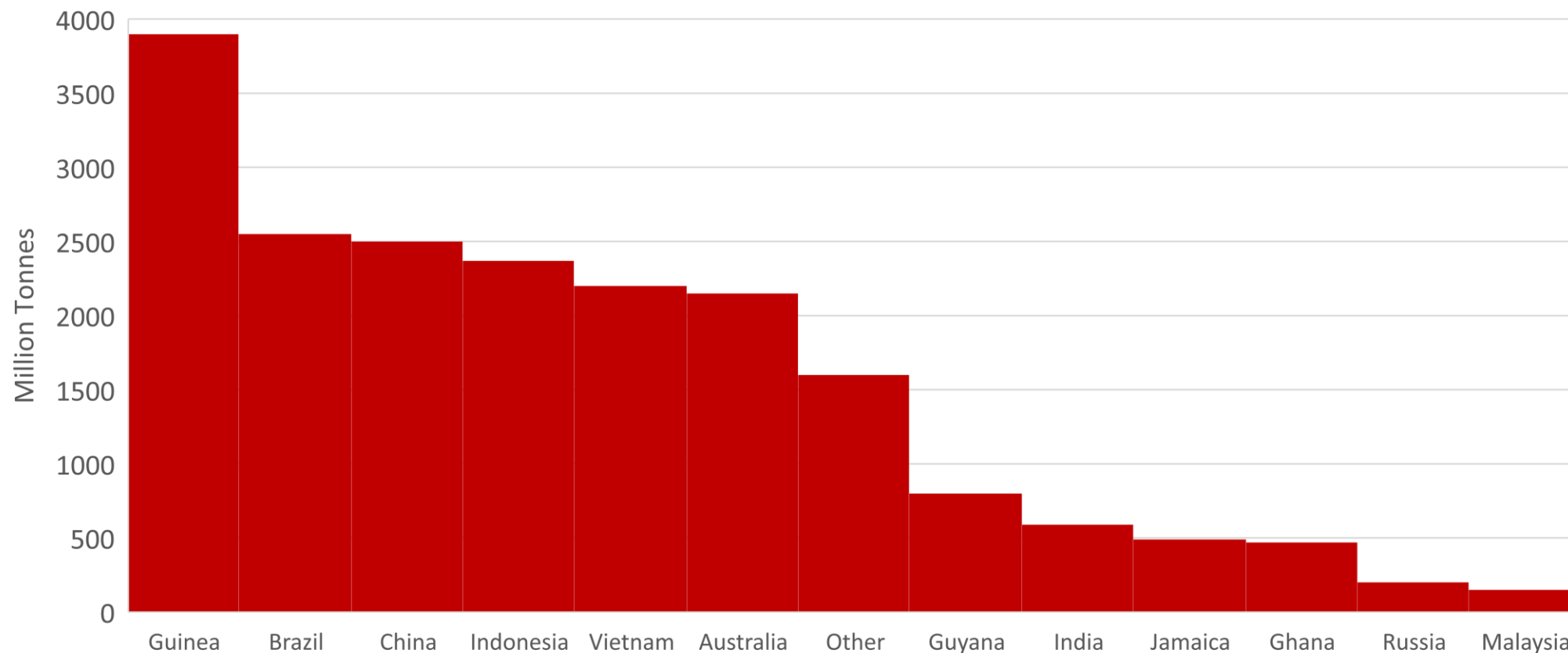


Chinese bauxite imports – increases from Guinea/Australia have replaced Indonesia/Malaysia as key sources; domestic price rises

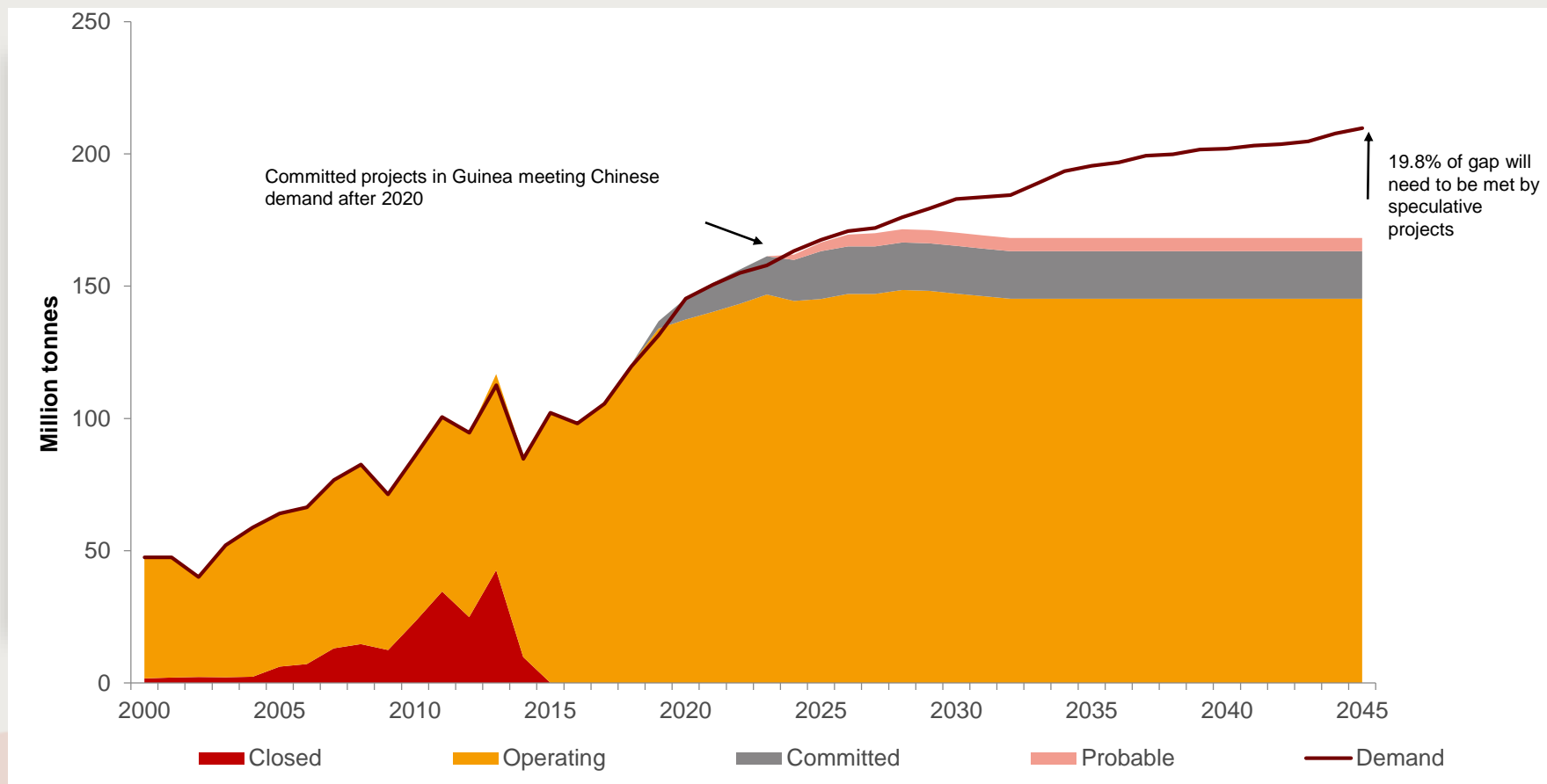


Ample global bauxite reserves – costs, logistics, sovereign issues, sustainability and competition will impact which reserves are developed

Global bauxite reserves can serve current alumina production rates for over 60 years

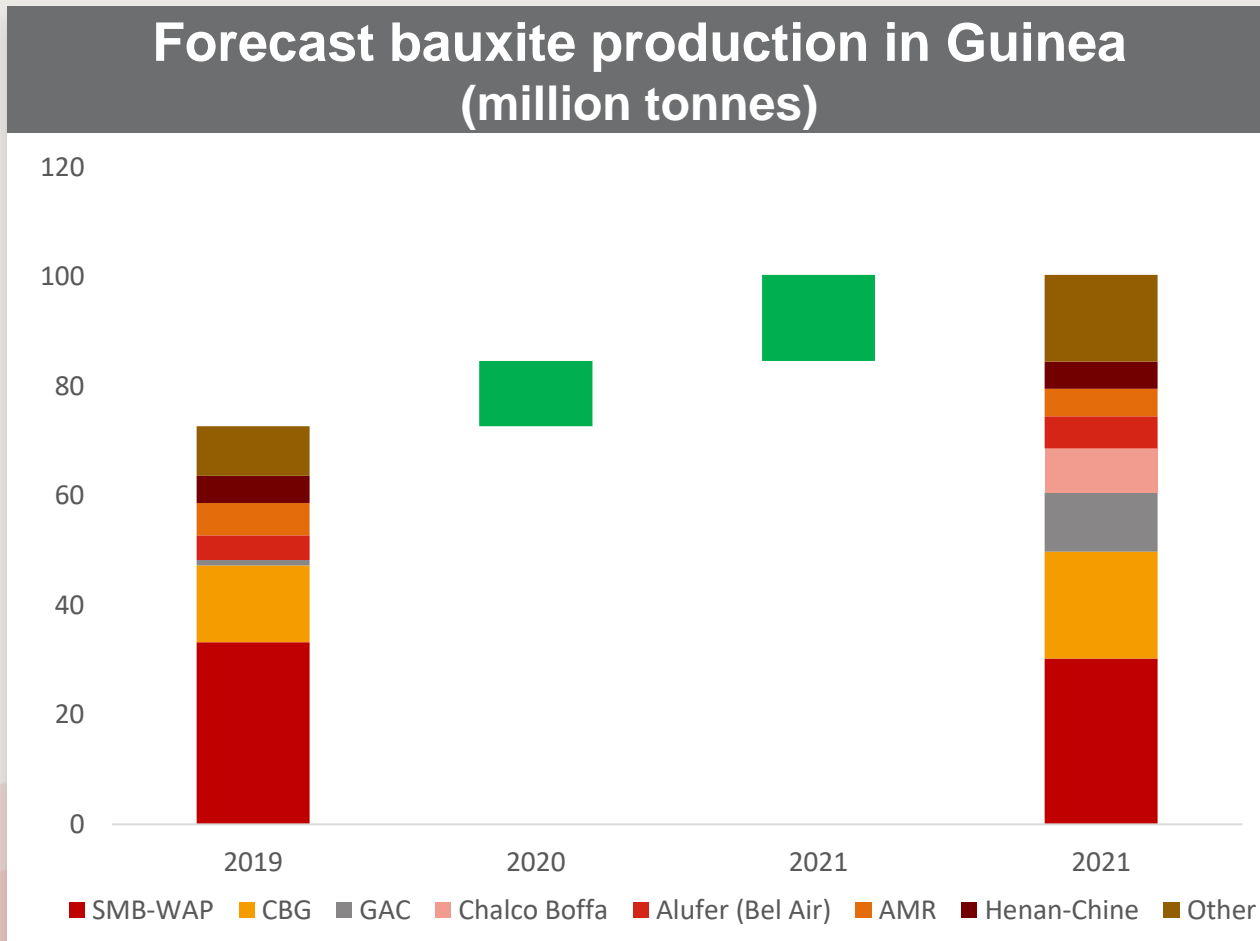


Global third party bauxite demand will be driven largely by China (and several new RoW refining projects in the next few years)



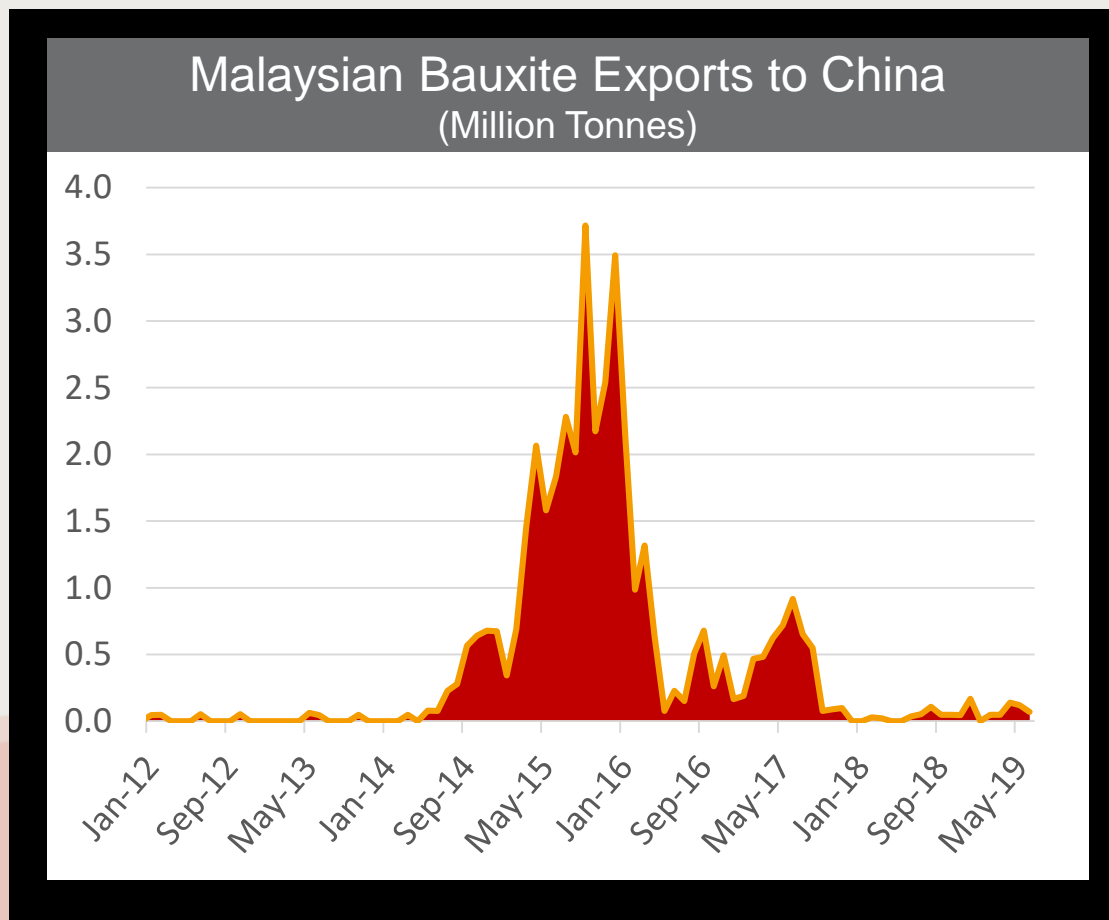
- Extra alumina production Al Taweelah (2m t) commissioning (at around 70%), Vedanta's Lanjigarh expansion (2m t) commissioning, PT Bintan Alumina Indonesia (1m t) under construction, Ketapang phase II (1m t) under consideration
- China's SGA production on-going growth forecast, totaling 70.6m t (2019), 74.4m t (2020) and 76.5m t (2021)

Guinean bauxite: not only larger miners but also marginal suppliers are likely to add supply over next two years



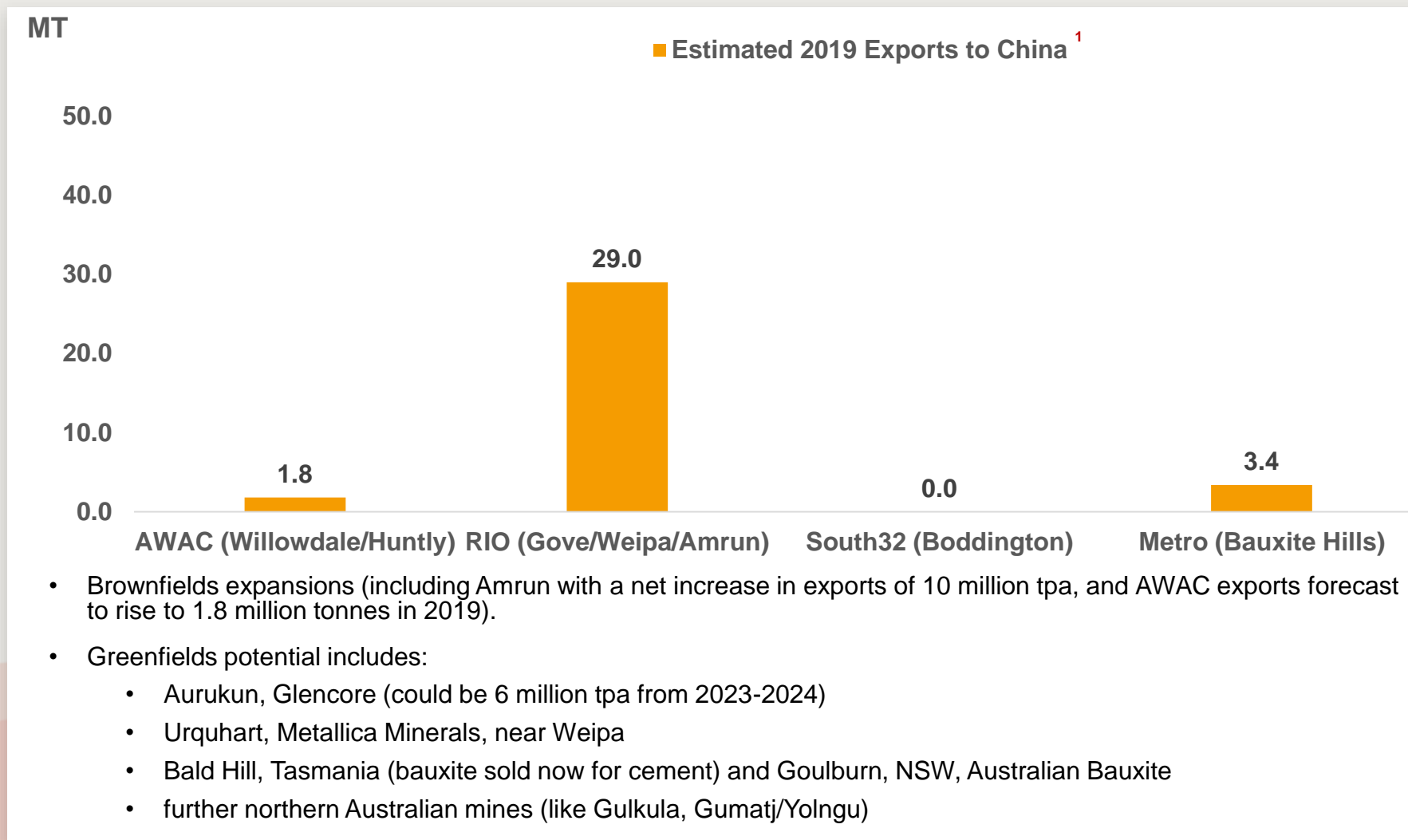
Project	2021 forecast production (million tonnes)
SMB-WAP	30.3
CBG	19.5
GAC	10.8
Chalco Boffa	8.1
Alufer (Bel Air)	5.9
AMR	5.0
Henan-Chine	5.0
other	15.8
Total	100.4

Lifting of Malaysian mining ban and potential acceleration of Indonesian export ban unlikely to significantly impact the market

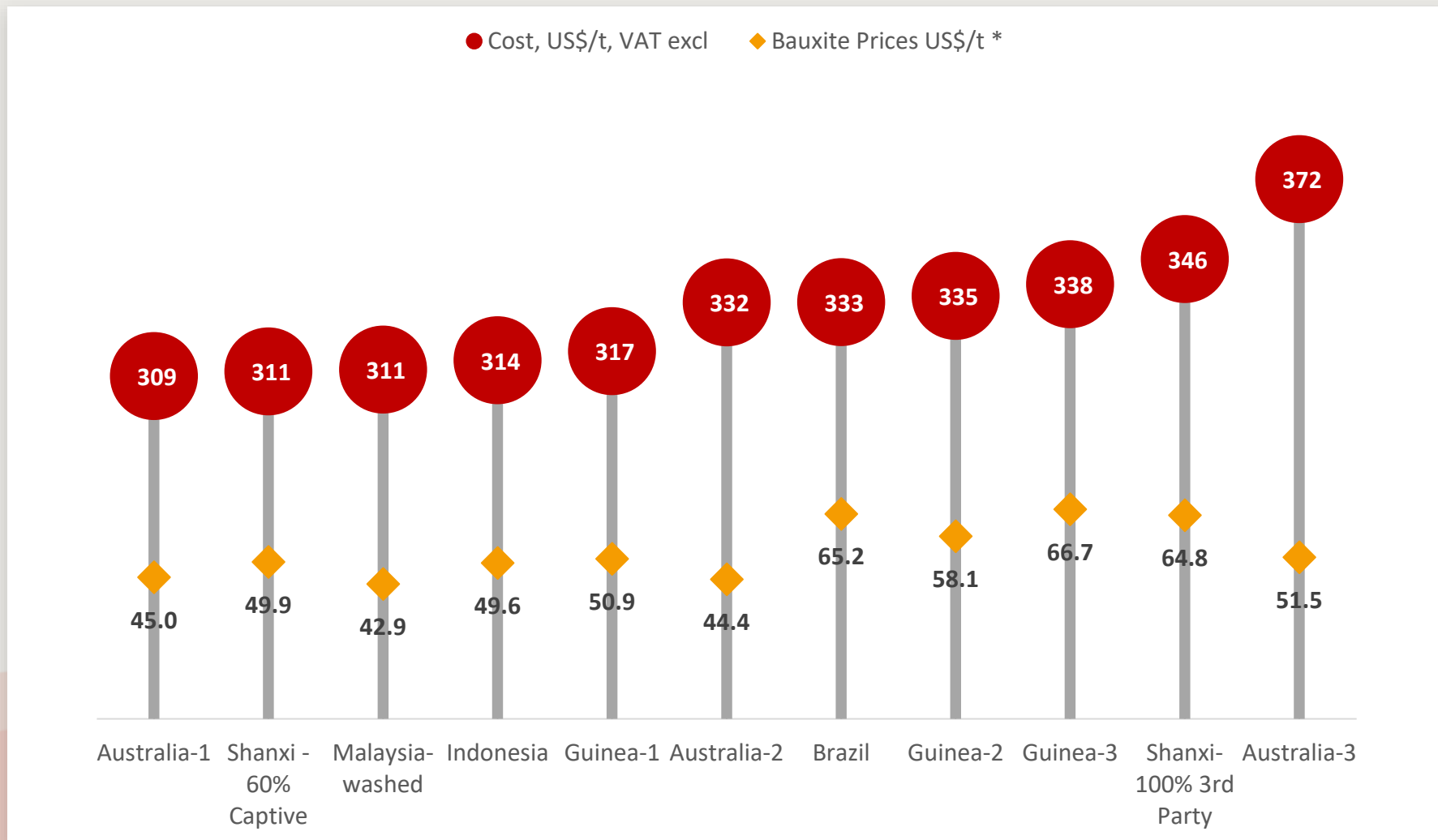


- New Standard Operation Procedures in Pahang likely to drive up production cost – and possibly capped at 600,000 t per month
- China’s appetite has shifted to better quality Guinean bauxite. Higher grade bauxite in Malaysia requires washing, hence higher costs
- Johor resource limited; government reportedly axed new project. Some Terengganu exports likely with robust environmental measures
- Potential January 2020 Indonesian bauxite export ban would likely be covered by supply at higher cost from Guinea and Australia

Australian bauxite exports – Metro and AWAC adding modest growth to previous strong exports from Gove and Weipa

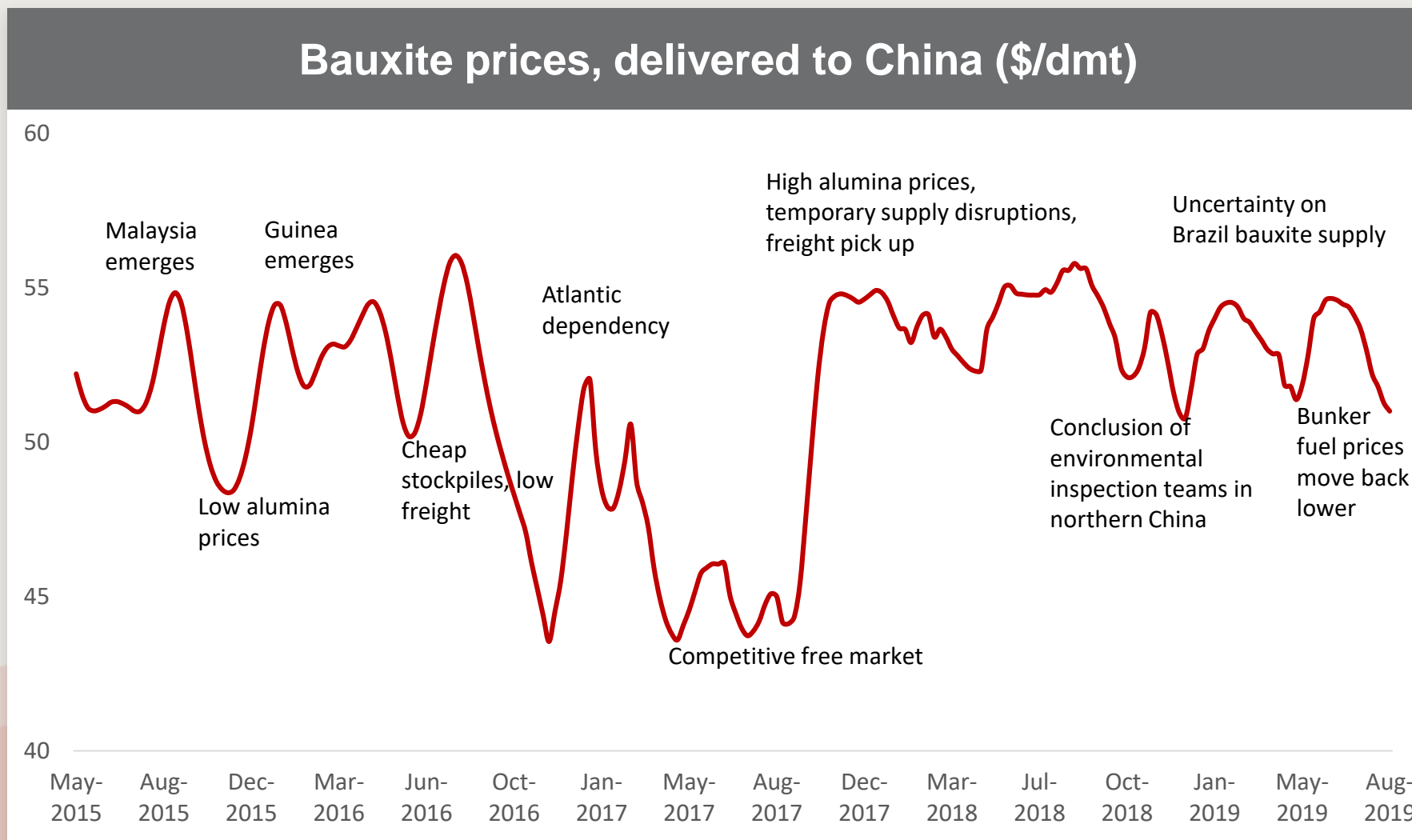


Economic comparison at a Shanxi refinery using different bauxite sources (1H 2019 average) – closest/cheapest bauxite not always best option

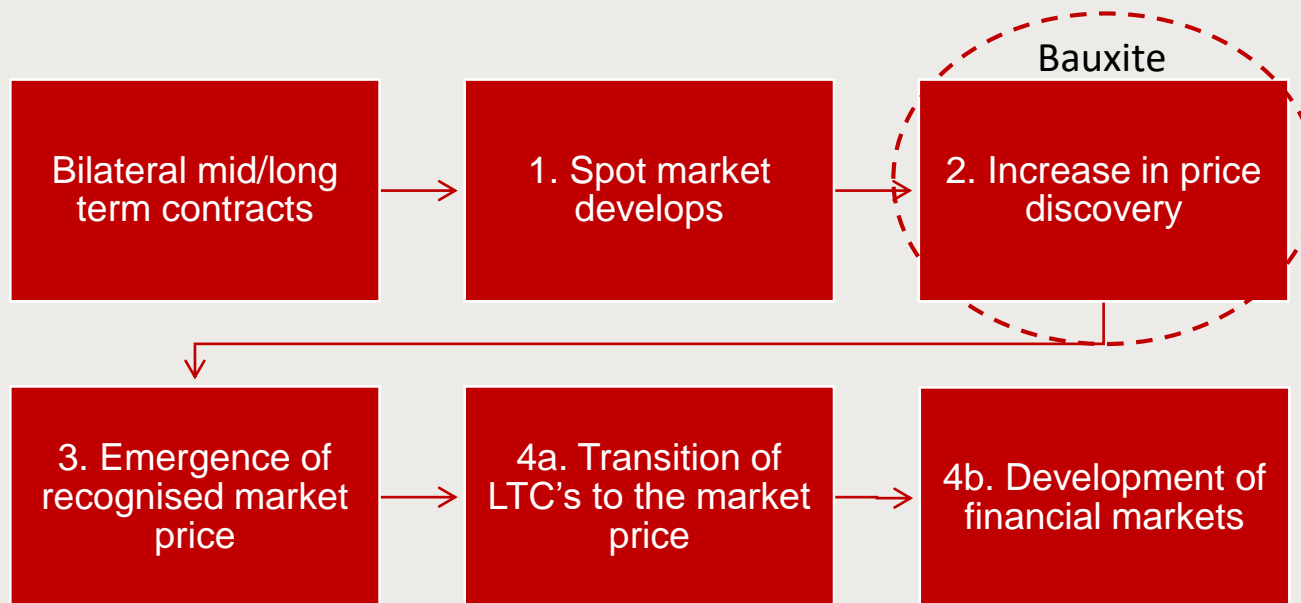


* Imported prices are CIF China, domestic prices are free at works, both excl. VAT

Pricing largely impacted by supply/demand and freight costs



Pricing stagnant on usual commodity price evolution path: low spot sales, non-homogenous product; single market price unlikely




Attempts to increase bauxite price discovery:

- Most sales under term contract (fixed price or alumina price link); illiquid spot sales level
- Fastmarkets MB FOB Kamsar Guinea and Trombetas Brazil, 2 key standards (monthly)
- CRU BPI-G and CM Group value-in-use normalised, delivered to China prices (weekly)
- Challenge to normalise various bauxite types/quality to single index for price setting-use
- Indices for regional benchmark standards more likely

In summary

- China's declining bauxite output continues to accelerate bauxite imports
- Global oversupply likely to continue near term, increasing Chinese stocks
- Chinese currently able to be selective on non-core supply sources
- Bauxite oversupply could reverse if supply constraints emerged in Guinea
- Large global reserves but not all will result in long term mines
- Miners with better economic (value-in-use) outcome for refiner preferred
- Responsible sourcing will add cost but will be key for new and sustained project success, given higher scrutiny from multiple stakeholders

Appendix



Robust imported bauxite demand growth by China likely over next 10 years

